



Fusionsolar

Commercial & Industrial Smart PV Solution

SOLAR.HUAWEI.COM



About Huawei

Huawei is a leading global provider of information and communications technology (ICT) infrastructure and smart devices. With integrated solutions across four key domains – telecom networks, IT, smart devices, and cloud services – we are committed to bringing digital to every person, home and organization for a fully connected, intelligent world. Huawei's end-to-end portfolio of products, solutions and services are both competitive and secure. Through open collaboration with ecosystem partners, we create lasting value for our customers, working to empower people, enrich home life, and inspire innovation in organizations of all shapes and sizes. At Huawei, innovation focuses on customer needs. We invest heavily in basic research, concentrating on technological breakthroughs that drive the world forward.

Employees
207,000+

R&D Personnel
53.4%

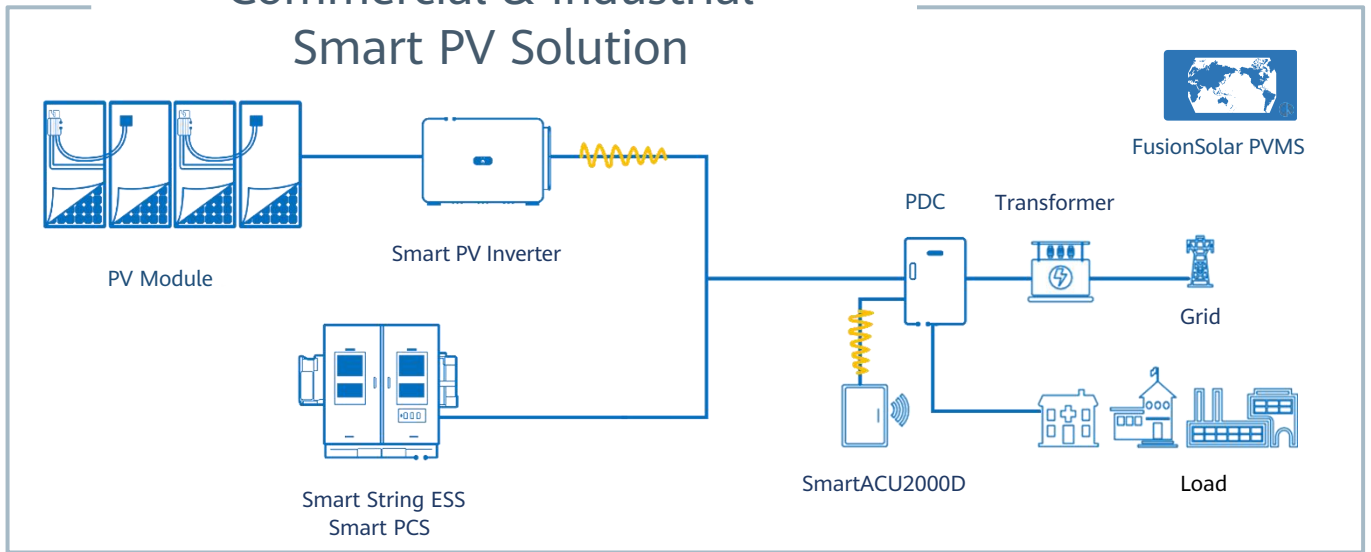
Countries
170+

Brands Global Brands
86

R&D Investment
4

Most Innovative Companies
8

Commercial & Industrial Smart PV Solution



Active Safety	Higher Yields	Maintenance Free
<p>Level 4 AFCI, ahead in the industry</p> <p>0V voltage shutdown</p> <p>4 layer protections</p>	<p>2 Strings per MPPT, More Energy Yields</p> <p>Built-in PID Recovery, Secure Better Module Performance</p>	<p>No Fuse & Other Quick-wear Parts, Inverter Touch Free</p> <p>Online Smart I-V Curve Diagnosis, Module Touch Free</p>



Fusionsolar C&I SmartPV Solution

SUN5000 Series



ProfiLink

PV Module Optimization
Links Inverter to Increase
Energy Yield by 5% to 30%



SafeLink

Links Varies Safety Function
AFCI+ RSD
To Cover the Breakpoint of PV Safety



SmartLink

One-stop Smart Platform Links Smartdesign
& Module-level Management
To Provide Lifecycle Intelligent Experience

Technical Specification	MERC-1100W-P	MERC-1300W-P
Input		
Rated Input DC Power ¹	1100 W	1300 W
Max. input voltage	125 V	
MPPT operating voltage range	12.5 – 105 V	
Max. short-circuit current (Isc)	20 A	
Max. efficiency	99.5 %	
Weighted efficiency	99.0 %	
Overvoltage category	II	
Output		
Max. output voltage	80 V	
Max. output current	22 A	
Output bypass ²	Yes	
Shutdown output voltage per optimizer ³	1 V	
Standards Compliance		
Safety	IEC62109-1 (class II safety)	
RoHS	Yes	
General Data		
Dimension (W x H x D)	149 mm x 104 mm x 49 mm (5.9 in. x 4.1 in. x 1.9 in.)	
Weight (including cables)	1.0 kg (2.2 lb.)	
Installation part (optional)	PV Module Frame Plate/T-shaped Bolt ⁴	
Input connector	Staubli MC4	
Input wire length	0.1 m (short input cable version) ⁵	
Output connector	Staubli MC4	
Output wire length	0.1 m (+), 5.1 m (-) (short input cable version) ⁵	
Operating temperature / humidity range	-40°C to +85° C ⁶ / 0%–100% RH	
Degree of protection	IP68	

Technical Specification SUN5000-150K-MG0

Efficiency	
Max. efficiency	98.6% @400V, 98.8% @480V
European efficiency	98.4%

Input	
Max. Input Voltage	1,100 V
Max. Short Circuit Current	66 A
Operating Voltage Range	200 V ~ 1,000 V
Max. input number	12

Output	
Nominal AC Active Power	150,000 W
Max. AC Apparent Power	165,000 VA
Max. AC Active Power (cosφ=1)	165,000 W
Nominal Output Voltage	380 V/400 V/480Vac
Rated AC Grid Frequency	50 Hz / 60 Hz
Nominal Output Current	227.9 A @380 V, 216.5 A @400 V, 180.4A @480Vac
Max. Output Current	253.2 A @380 V, 240.5 A @400 V, 200.5A @480Vac
Adjustable Power Factor Range	0.8 leading... 0.8 lagging
alternating current THDi	<1%

Protection	
Anti-islanding Protection	Yes
AC Overcurrent Protection	Yes
DC Surge Arrester	Type II
AC Surge Arrester	Type II
DC Insulation Resistance Detection	Yes
Residual Current Monitoring Unit	Yes
Smart String Level Disconnecter	Yes
Arc Fault Protection	Yes
Smart Connector Temperature Detector	Yes
PID Recovery	Yes
PV Ground-Fault Protection	Yes

Communication	
Display	LED indicators; WLAN adaptor + FusionSolar APP
RS485 / USB	Yes
Smart Dongle-4G	Smart Dongle – 4G / WLAN (Optional)
Monitoring BUS (MBUS)	Yes (Isolation Transformer Required)

General Data	
Dimensions (W x H x D)	1,000 x 710 x 395 mm
Weight (without mounting plate)	≤ 100 kg
Operating Temperature Range	-25°C ~ 60°C
Cooling Method	Smart Air Cooling
Max. Operating Altitude	4,000 m (13,123 ft.)
Relative Humidity	0 ~ 100%
DC Connector	Amphenol HH4
AC Connector	Waterproof Connector + OT/DT Terminal
Protection Degree	IP66

Standard Compliance (more available upon request)	
Certificate	EN 62109-1/-2, IEC 62109-1/-2, IEC 62116, IEC 61727, IEC 60068, IEC 61683
Grid Connection Standards	VDE-AR-N4105, EN 50549-1, EN 50549-2, RD 661, RD 1699, C10/11

String Configuration (Full Optimizer Configuration) ^{7/8/9} * MERC-1100/1300W-P support full optimizer configuration only		SUN5000-150K-MG0 DC/AC Ratio Recommendation			
Max Input Power Per String	Max Number of Strings	9 Strings	10 Strings	11 Strings	12 Strings
20kW	12-20	0.8-1.0	1.0-1.1	1.1-1.2	1.2-1.6

• This datasheet only shows Preliminary Version, the information may change. Please contact with HWlocal supplier for the latest version

*1 The maximum power of PV module at STC shall NOT exceed the "Rated input DC power" of MERC -1100/1300W-P. PV Modules with up to +5% power tolerance are allowed.

*2 Any power optimizer, which is connected to an operating inverter in a PV string, will be bypassed when it fails.

*3 When the MERC -1100/1300W-P is disconnected from inverter or when the inverter is off, its output voltage will be 1 V.

*4 It is for PV module frame/extruded aluminum profile racking system installation.

*5 Pay attention to PV module wire length. To match PV modules with a split junction box and short output wire, the long-input-cable version (input wire: 1.3 m(+/-); output wire 0.1m(+)/2.9m (-)) of MERC -1100/1300W-P is available upon request.

*6 When the operating temperature of the MERC -1100/1300W-P reaches 70 °C to 85 °C, it may shut down due to over-temperature protection and report an over-temperature alarm. After the temperature decreases, it can automatically resume working without any damage.

*7 Each PV module under the same inverter must be equipped with a MERC -1100/1300W-P.

*8 SUN2000-450W-P2/600W-P and MERC -1100/1300W-P can NOT be used in mixture under the same Smart Energy/PV controller.

*9 It is recommended that strings under the same inverter have an equal capacity. If it is not feasible, the capacity difference between strings under the same inverter must not exceed 2 kW. Otherwise, the energy yield will be reduced.

SUN2000-150K-MG0 Smart PV Controller



Arc Fault Protection



PV Ground-Fault Protection



PID Recovery



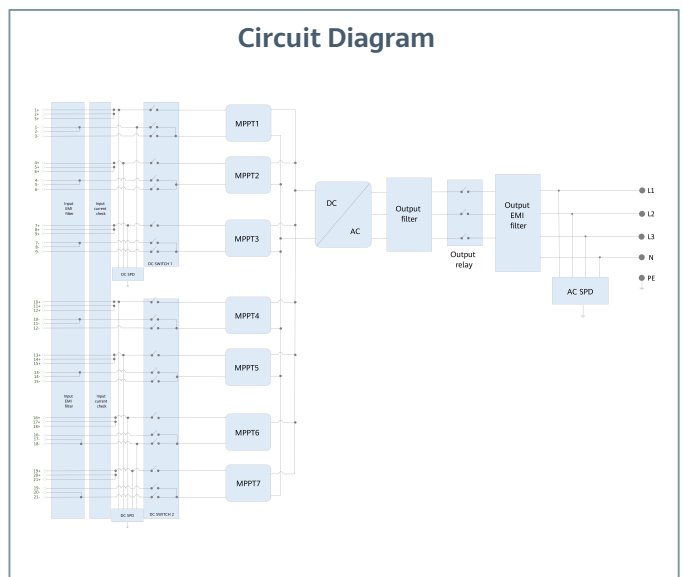
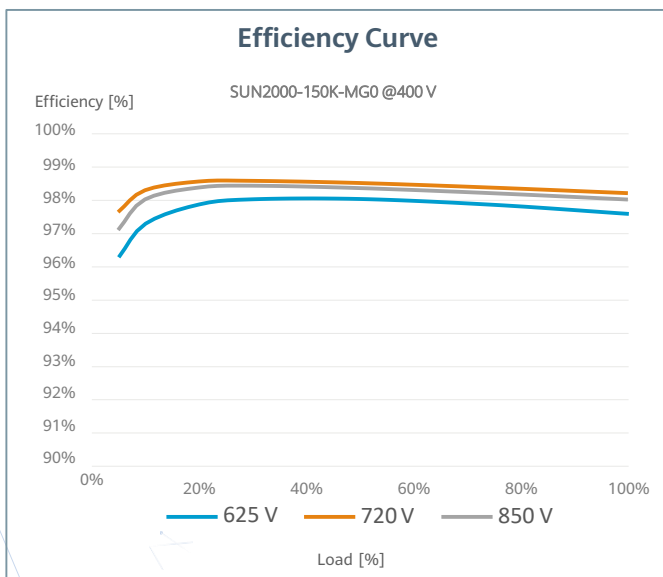
Smart String Level Disconnecter



Smart Connector Temperature Detector



MBUS



• This datasheet only shows Preliminary Version, the information may change. Please contact with HW local supplier for the latest version

Technical Specification

SUN2000-150K-MG0

Efficiency

Max. efficiency	98.6% @400V, 98.8% @480V
European efficiency	98.4%

Input

Max. Input Voltage ¹	1,100 V
Max. Current per MPPT	48A
Max. Current per Input	23A
Max. Short Circuit Current per MPPT	66A
Start Voltage	200 V
MPPT Operating Voltage Range ²	200 V ~ 1,000 V
Number of MPP trackers	7
Max. input number per MPP tracker	3

Output

Nominal AC Active Power	150,000 W
Max. AC Apparent Power	165,000 VA
Max. AC Active Power (cosφ=1)	165,000 W
Nominal Output Voltage	380 V/400 V/480Vac
Rated AC Grid Frequency	50 Hz / 60 Hz
Nominal Output Current	227.9 A @380 V, 216.5 A @400 V, 180.4A @480Vac
Max. Output Current	253.2 A @380 V, 240.5 A @400 V, 200.5A @480Vac
Adjustable Power Factor Range	0.8 leading... 0.8 lagging
alternating current THDi	<1%

Protection

Anti-islanding Protection	Yes
AC Overcurrent Protection	Yes
DC Reverse-polarity Protection	Yes
PV-array String Fault Monitoring	Yes
DC Surge Arrester	Type II
AC Surge Arrester	Type II
DC Insulation Resistance Detection	Yes
Residual Current Monitoring Unit	Yes
Smart String Level Disconnecter	Yes
Arc Fault Protection	Yes
Terminal Temperature Detection	Yes
PID Recovery	Yes
PV Ground-Fault Protection	Yes

Communication

Display	LED indicators; WLAN adaptor + FusionSolar APP
RS485	Yes
USB	Yes
Smart Dongle-4G	Smart Dongle – 4G / WLAN (Optional)
Monitoring BUS (MBUS)	Yes (isolation transformer required)

General Data

Dimensions (W x H x D)	1,000 x 710 x 395 mm
Weight (without mounting plate)	≤ 99 kg
Operating Temperature Range	-25°C ~ 60°C
Cooling Method	Smart Air Cooling
Max. Operating Altitude	4,000 m (13,123 ft.)
Relative Humidity	0 ~ 100%
DC Connector	Amphenol HH4
AC Connector	Waterproof Connector + OT/DT Terminal
Protection Degree	IP66
Topology	Transformerless

Standard Compliance (more available upon request)

Certificate	EN 62109-1/-2, IEC 62109-1/-2, IEC 62116, IEC 61727, IEC 60068, IEC 61683
Grid Connection Standards	VDE-AR-N4105, EN 50549-1, EN 50549-2, RD 661, RD 1699, C10/11

- * This datasheet only shows Preliminary Version, the information may change. Please contact with HW local supplier for the latest version
- * 1 The maximum input voltage is the upper limit of the DC voltage. Any higher input DC voltage would probably damage inverter.
- * 2 Any DC input voltage beyond the operating voltage range may result in inverter improper operating.

SUN2000-115KTL-M2 Smart PV Controller



10
MPP Trackers



98.8% (@480V)
Max. Efficiency



String-level
Management



Smart I-V Curve Diagnosis
Supported



MBUS
Supported



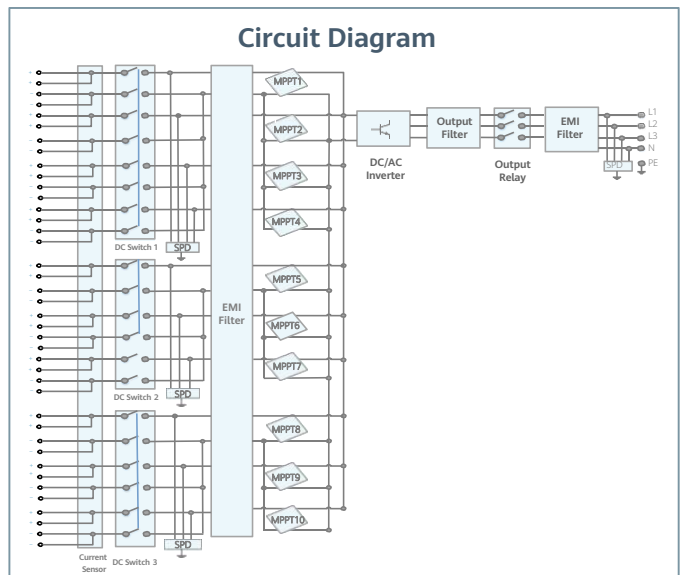
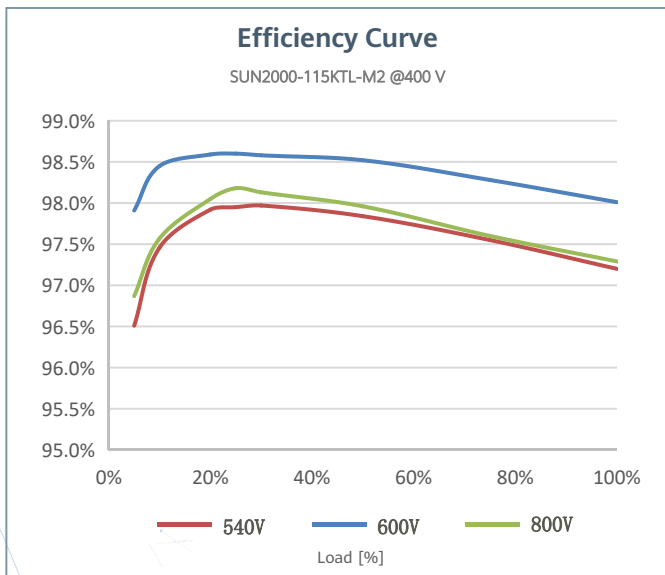
Support
Smart String Level
Disconnecter



Surge Arresters for
DC & AC



IP66
Protection



Technical Specification

SUN2000-115KTL-M2

Efficiency

Max. efficiency	98.6% @400 V, 98.8% @480 V
European efficiency	98.4% @400 V, 98.6% @480 V

Input

Max. Input Voltage ¹	1,100 V
Max. Current per MPPT	30 A
Max. Current per Input	20 A
Max. Short Circuit Current per MPPT	40 A
Start Voltage	200 V
MPPT Operating Voltage Range ²	200 V ~ 1,000 V
Nominal Input Voltage	600 V @400 Vac, 720 V @480 Vac
Number of MPP trackers	10
Max. input number per MPP tracker	2

Output

Nominal AC Active Power	115,000 W
Max. AC Apparent Power	125,000 VA
Max. AC Active Power (cosφ=1)	125,000 W
Nominal Output Voltage	400 V / 480 V, 3W+(N)+PE
Rated AC Grid Frequency	50 Hz / 60 Hz
Nominal Output Current	166.0 A @400 V, 138.4 A @480 V
Max. Output Current	182.3 A @400 V, 151.9 A @480 V
Adjustable Power Factor Range	0.8 leading... 0.8 lagging
Max. Total Harmonic Distortion	< 3%

Protection

Input-side Disconnection Device	Yes
Anti-islanding Protection	Yes
AC Overcurrent Protection	Yes
DC Reverse-polarity Protection	Yes
PV-array String Fault Monitoring	Yes
DC Surge Arrester	Type II
AC Surge Arrester	Type II
DC Insulation Resistance Detection	Yes
Residual Current Monitoring Unit	Yes
Smart String Level Disconnecter	Yes

Communication

Display	LED indicators; WLAN adaptor + FusionSolar APP
RS485	Yes
USB	Yes
Smart Dongle	Smart Dongle - 4G / Smart Dongle - WLAN-FE (Optional)
Monitoring BUS (MBUS)	Yes (isolation transformer required)

General Data

Dimensions (W x H x D)	1,035 x 700 x 365 mm
Weight (with mounting plate)	≤93 kg
Operating Temperature Range	-25°C ~ 60°C
Cooling Method	Smart Air Cooling
Max. Operating Altitude	4,000 m (13,123 ft.)
Relative Humidity	0 ~ 100%
DC Connector	Amphenol Helios H4
AC Connector	Waterproof Connector + OT/DT Terminal
Protection Degree	IP66
Topology	Transformerless
Nighttime Power Consumption	< 3.5 W

Standard Compliance (more available upon request)

Certificate	EN 62109-1/-2, IEC 62109-1/-2, IEC 62116, IEC 61727, IEC 60068, IEC 61683
Grid Connection Standards	VDE-AR-N4105, EN 50549-1, EN 50549-2, RD 661, RD 1699, C10/11

*1 The maximum input voltage is the upper limit of the DC voltage. Any higher input DC voltage would probably damage inverter.

*2 Any DC input voltage beyond the operating voltage range may result in inverter improper operating.

SUN2000-100KTL-M2 Smart PV Controller



10
MPP Trackers



98.8% (@480V)
Max. Efficiency



String-level
Management



Smart I-V Curve Diagnosis
Supported



MBUS
Supported



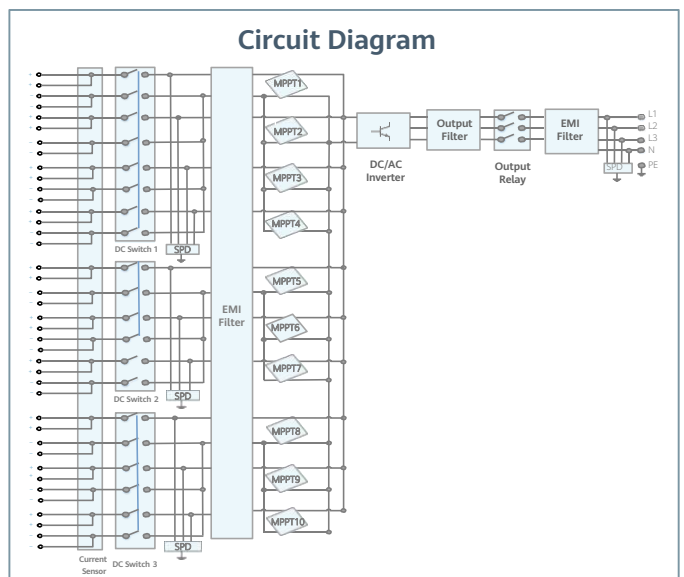
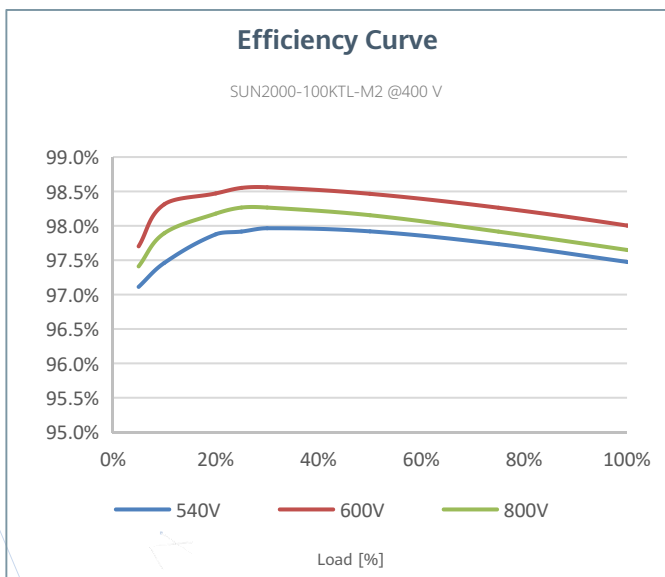
Support AFCI &
Smart String Level
Disconnecter



Surge Arresters for
DC & AC



IP66
Protection



Technical Specification SUN2000-100KTL-M2

Efficiency	
Max. efficiency	98.6% @ 400 V, 98.8% @ 480 V
European efficiency	98.4% @ 400 V, 98.6% @ 480 V

Input	
Max. Input Voltage ¹	1,100 V
Max. Current per MPPT	30 A
Max. Current per Input ³	20 A
Max. Short Circuit Current per MPPT	40 A
Start Voltage	200 V
MPPT Operating Voltage Range ²	200 V ~ 1,000 V
Nominal Input Voltage	600 V @ 400 Vac, 720 V @ 480 Vac
Number of MPP trackers	10
Max. input number per MPP tracker	2

Output	
Nominal AC Active Power	100,000 W
Max. AC Apparent Power	110,000 VA
Max. AC Active Power (cosφ=1)	110,000 W
Nominal Output Voltage	380 V/ 400 V/ 480 V, 3W+(N)+PE
Rated AC Grid Frequency	50 Hz / 60 Hz
Nominal Output Current	144.4 A @ 400 V, 120.3 A @ 480 V
Max. Output Current	160.4 A @ 400 V, 133.7 A @ 480 V
Adjustable Power Factor Range	0.8 leading... 0.8 lagging
Max. Total Harmonic Distortion	<3%

Protection	
Input-side Disconnection Device	Yes
Anti-islanding Protection	Yes
AC Overcurrent Protection	Yes
DC Reverse-polarity Protection	Yes
PV-array String Fault Monitoring	Yes
DC Surge Arrester	Type II
AC Surge Arrester	Type II
DC Insulation Resistance Detection	Yes
Residual Current Monitoring Unit	Yes
Arc Fault Protection	Yes
Smart String Level Disconnecter	Yes

Communication	
Display	LED indicators; WLAN adaptor + FusionSolar APP
RS485	Yes
USB	Yes
Smart Dongle	Smart Dongle - 4G / Smart Dongle - WLAN-FE (Optional)
Monitoring BUS (MBUS)	Yes (isolation transformer required)

General Data	
Dimensions (W x H x D)	1,035 x 700 x 365 mm
Weight (with mounting plate)	≤93 kg
Operating Temperature Range	-25°C ~ 60°C
Cooling Method	Smart Air Cooling
Max. Operating Altitude	4,000 m (13,123 ft.)
Relative Humidity	0 ~ 100%
DC Connector	Amphenol Helios H4
AC Connector	Waterproof Connector + OT/DT Terminal
Protection Degree	IP66
Topology	Transformerless
Nighttime Power Consumption	< 3.5 W

Standard Compliance (more available upon request)	
Certificate	EN 62109-1/-2, IEC 62109-1/-2, IEC 62116, IEC 61727, IEC 60068, IEC 61683
Grid Connection Standards	VDE-AR-N4105, EN 50549-1, EN 50549-2, RD 661, RD 1699, C10/11

*1 The maximum input voltage is the upper limit of the DC voltage. Any higher input DC voltage would probably damage inverter.
 *2 Any DC input voltage beyond the operating voltage range may result in inverter improper operating.
 *3 Single-string access.

SUN2000-50KTL-M3 Smart PV Controller



Higher Yields

Up to 30% More Energy
with Optimizer



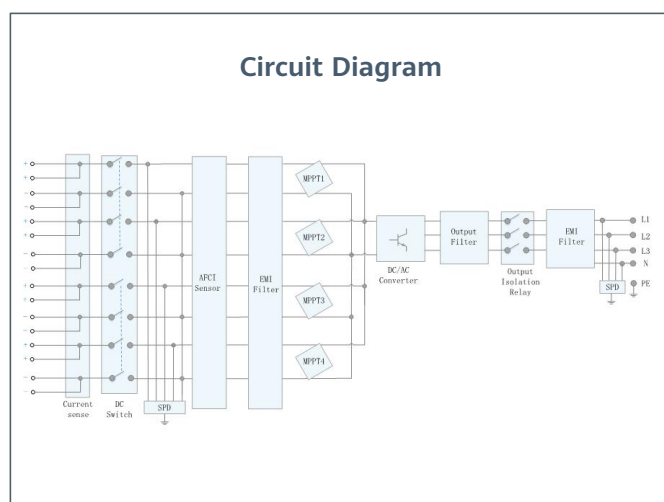
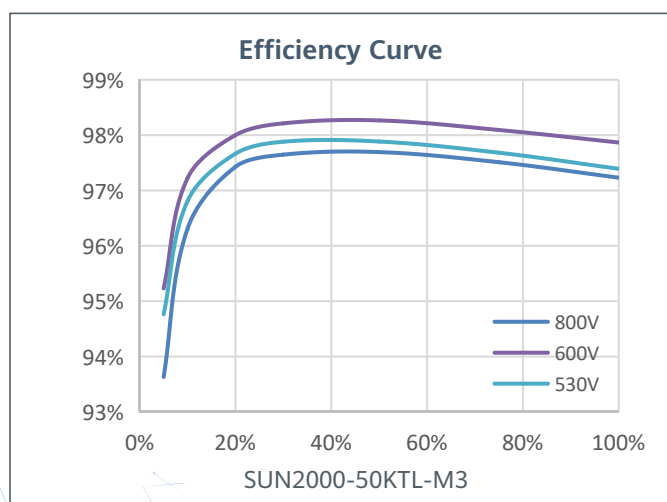
Active Safety

AI Powered
Active Arcing Protection



Flexible Communication

WLAN, Fast Ethernet, 4G
Communication Supported



Technical Specification	SUN2000-50KTL-M3
--------------------------------	-------------------------

Efficiency	
Max. Efficiency	98.5%
European Efficiency	98.0%

Input	
Max. Input Voltage ¹	1,100 V
Max. Current per MPPT	30 A
Max. Current per Input	20 A
Max. Short Circuit Current per MPPT	40 A
Start Voltage	200 V
MPPT Operating Voltage Range ²	200 V ~ 1,000 V
Rated Input Voltage	600 V
Number of Inputs	8
Number of MPP Trackers	4

Output	
Rated AC Active Power	50,000 W
Max. AC Apparent Power	55,000 VA
Max. AC Active Power (cosφ=1)	55,000 W
Rated Output Voltage	400 Vac / 480 Vac, 3W+(N) + PE
Rated AC Grid Frequency	50 Hz / 60 Hz
Rated Output Current	72.2 A @ 400Vac, 60.1 A @ 480Vac
Max. Output Current	79.8 A @ 400Vac, 66.5 A @ 480Vac
Adjustable Power Factor Range	0.8 LG ... 0.8 LD
Max. Total Harmonic Distortion	<3%

Protection	
Input-side Disconnection Device	Yes
Anti-islanding Protection	Yes
AC Overcurrent Protection	Yes
DC Reverse-polarity Protection	Yes
PV-array String Fault Monitoring	Yes
DC Surge Arrester	Type II
AC Surge Arrester	Type II
DC Insulation Resistance Detection	Yes
Residual Current Monitoring Unit	Yes
Arc Fault Protection	Yes
Ripple Receiver Control	Yes
Integrated PID Recovery ³	Yes

Communication	
Display	LED Indicators, WLAN + APP
RS485	Yes
Smart Dongle	WLAN/Ethernet via Smart Dongle-WLAN-FE (Optional) 4G / 3G / 2G via Smart Dongle-4G (Optional)
Monitoring BUS (MBUS)	Yes (Isolation Transformer required)

Optimizer Compatibility	
DC MBUS Compatible Optimizer ⁴	MERC-1100/1300W-P

General Data	
Dimensions (W x H x D)	640 x 530 x 270 mm (25.2 x 20.9 x 10.6 inch)
Weight (with mounting plate)	49 kg (108.1 lb)
Operating Temperature Range	-25°C ~ 60°C (-13°F ~ 140°F)
Cooling Method	Smart Air Cooling
Max. Operating Altitude	4,000 m (13,123 ft.)
Relative Humidity	0% RH ~ 100% RH
DC Connector	Amphenol HH4
AC Connector	Waterproof Connector + OT/DT Terminal
Protection Degree	IP 66
Topology	Transformerless
Nighttime Power Consumption	≤ 5.5W

Standard Compliance (more available upon request)	
Safety	EN 62109-1/-2, IEC 62109-1/-2, IEC 62116, IEC 60068, IEC 61683
Grid Connection Standards	IEC 61727, VDE-AR-N4105, VDE 0126-1-1, BDEW, G59/3, UTE C 15-712-1, CEI 0-16, CEI 0-21, RD 661, RD 1699, P.O. 12.3, RD 413, EN-50438-Turkey, EN-50438-Ireland, C10/11, MEA, Resolution No.7, NRS 097-2-1, DEWA

1. The maximum input voltage is the upper limit of the DC voltage. Any higher input DC voltage would probably damage inverter.
2. Any DC input voltage beyond the operating voltage range may result in inverter improper operating.
3. SUN2000-30~50KTL-M3 raises potential between PV- and ground to above zero through integrated PID recovery function to recover module degradation from PID. Supported module types include: P-type (mono, poly), N-type (nPERT, HIT)

SUN2000-30/36/40KTL-M3 Smart PV Controller



Smart

8 strings intelligent monitoring



Efficient

Max. efficiency 98.7%



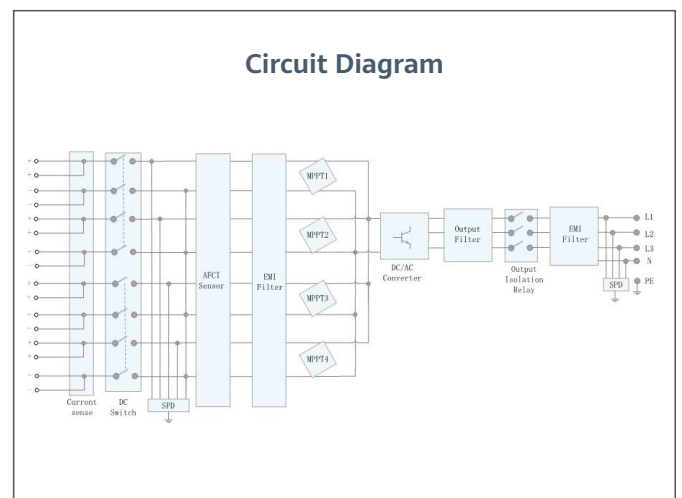
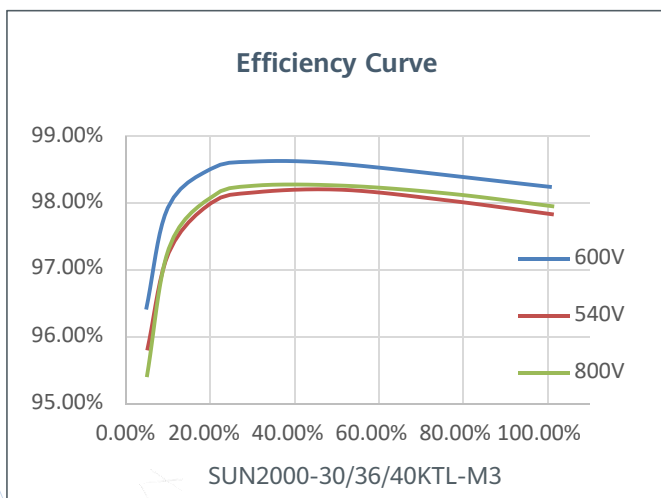
Safe

Fuse free design



Reliable

Type II surge arresters for DC & AC



SUN2000-30/36/40KTL-M3
Technical Specification

Technical Specification	SUN2000-30KTL-M3	SUN2000-36KTL-M3	SUN2000-40KTL-M3
-------------------------	------------------	------------------	------------------

Efficiency

Max. Efficiency	98.7%		
European Efficiency	98.4%		

Input

Max. Input Voltage ¹	1,100 V		
Max. Current per MPPT	27 A (per MPPT) / 20 A (per Input)		
Max. Short Circuit Current per MPPT	40 A		
Start Voltage	200 V		
MPPT Operating Voltage Range ²	200 V ~ 1000 V		
Rated Input Voltage	600 V		
Number of Inputs	8		
Number of MPP Trackers	4		

Output

Rated AC Active Power	30,000 W	36,000 W	40,000 W
Max. AC Apparent Power	33,000 VA ³	40,000 VA	44,000 VA
Rated Output Voltage	230 Vac / 400 Vac / 480 Vac, 3W/N+PE		
Rated AC Grid Frequency	50 Hz / 60 Hz		
Rated Output Current	43.3 A	52.0 A	57.8 A
Max. Output Current	47.9 A	58.0 A	63.8 A
Adjustable Power Factor Range	0.8 LG ... 0.8 LD		
Max. Total Harmonic Distortion	< 3%		

Protection

Input-side Disconnection Device	Yes		
Anti-islanding Protection	Yes		
AC Overcurrent Protection	Yes		
DC Reverse-polarity Protection	Yes		
PV-array String Fault Monitoring	Yes		
DC Surge Arrester	Yes		
AC Surge Arrester	Yes		
DC Insulation Resistance Detection	Yes		
Residual Current Monitoring Unit	Yes		
Arc Fault Protection	Yes		
Ripple Receiver Control	Yes		
Integrated PID Recovery ³	Yes		

Communication

Display	LED Indicators, Integrated WLAN + FusionSolar APP		
RS485	Yes		
Smart Dongle	WLAN/Ethernet via Smart Dongle-WLAN-FE (Optional) 4G / 3G / 2G via Smart Dongle-4G (Optional)		

General Data

Dimensions (W x H x D)	640 x 530 x 270 mm (25.2 x 20.9 x 10.6 inch)		
Weight (with mounting plate)	43 kg (94.8 lb)		
Operating Temperature Range	-25 ~ + 60 °C (-13 °F ~ 140 °F)		
Cooling Method	Natural Convection		
Max. Operating Altitude	4,000 m (13,123 ft.) (Derating above 2000 m)		
Relative Humidity	0% RH ~ 100% RH		
DC Connector	Amphenol Helios H4		
AC Connector	Waterproof Connector + OT/DT Terminal		
Protection Degree	IP 66		
Topology	Transformerless		
Nighttime Power Consumption	≤ 5.5W		

Optimizer Compatibility

DC MBUS Compatible Optimizer	SUN2000-450W-P2, SUN2000-600W-P, MERC-1100W/1300W-P		
------------------------------	---	--	--

Standard Compliance (more available upon request)

Safety	EN 62109-1/-2, IEC 62109-1/-2, IEC 62116, IEC 60068, IEC 61683		
Grid Connection Standards	IEC 61727, VDE-AR-N4105, VDE 0126-1-1, BDEW, G59/3, UTE C 15-712-1, CEI 0-16, CEI 0-21, RD 661, RD 1699, P.O. 12.3, RD 413, EN-50438-Turkey, EN-50438-Ireland, C10/11, MEA, Resolution No.7, NRS 097-2-1, AS/NZS 4777.2, DEWA		

1. The maximum input voltage is the upper limit of the DC voltage. Any higher input DC voltage would probably damage inverter.

2. Any DC input voltage beyond the operating voltage range may result in inverter improper operating.

3. SUN2000-30~40KTL-M3 raises potential between PV- and ground to above zero through integrated PID recovery function to recover module degradation from PID. Supported module types include: P-type (mono, poly)

SUN2000-12/15/17/20/25KTL-M5 Smart PV Controller



Active Safety

AI Powered Arcing Protection



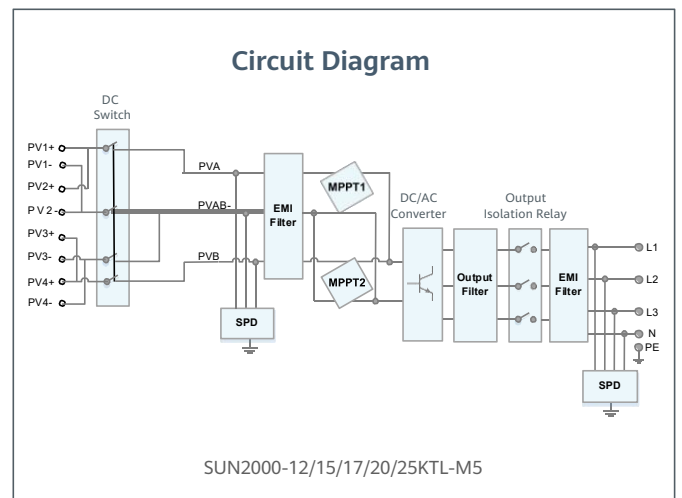
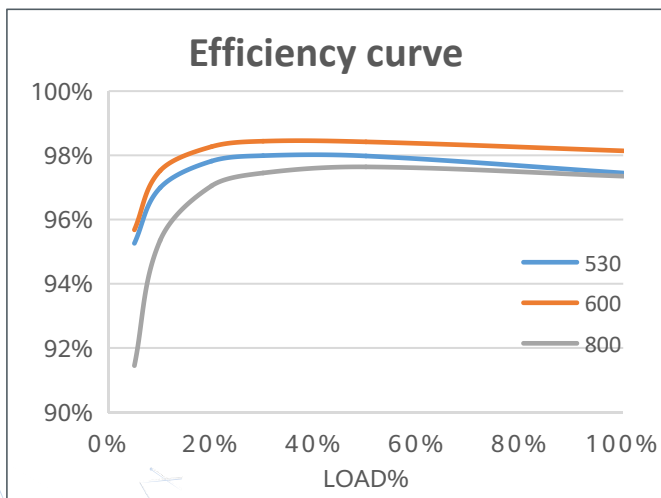
Higher Yields

Up to 30% More Energy with Optimizer



Flexible Communication

WLAN, Fast Ethernet, 4G
Communication Supported



SUN2000-12/15/17/20/25KTL-M5 Technical Specification

Technical Specification	SUN2000 -12KTL-M5	SUN2000 -15KTL-M5	SUN2000 -17KTL-M5	SUN2000 -20KTL-M5	SUN2000 -25KTL-M5
-------------------------	----------------------	----------------------	----------------------	----------------------	----------------------

Efficiency

Max. efficiency	98.4%	98.4%	98.4%	98.4%	98.4%
European weighted efficiency	97.9%	98.0%	98.1%	98.1%	98.2%

Input

Recommended max. PV power ¹	18,000 Wp	22,500 Wp	25,500 Wp	30,000 Wp	37,500 Wp
Max. input voltage ²	1100 V				
Full-load MPPT voltage range	370V~800V	410V~800V	440V~800V	480V~800V	530~800V
MPPT Operating voltage range ³	200 V ~ 1000 V				
Start-up voltage	200 V				
Rated input voltage	600 V				
Max. input current per MPPT	30 A (two string) / 20 A (single string)				
Max. short-circuit current	40 A				
Number of MPP trackers	2				
Max. number of inputs	4				

Output

Grid connection	Three phase				
Rated output power	12,000 W	15,000 W	17,000 W	20,000 W	25,000 W
Max. apparent power	13,200 W	16,500 VA	18,700 VA	22,000 VA	27,500 VA
Rated output voltage	220 Vac / 380 Vac, 230 Vac / 400 Vac, 239.6 Vac / 415Vac, 3W + N + PE				
Rated AC grid frequency	50 Hz / 60 Hz				
Max. output current	18.2A/380Vac 17.3A/400Vac 16.7A/415Vac	25.2A/380Vac 23.9A/400Vac 23.1A/415Vac	28.6A/380Vac 27.1A/400Vac 26.1A/415Vac	33.6A/380Vac 31.9A/400Vac 30.8A/415Vac	42.0A/380Vac 39.9A/400Vac 38.5A/415Vac
Adjustable power factor	0.8 leading ... 0.8 lagging				
Max. total harmonic distortion	≤ 3 %				

Features & Protections

Overvoltage Category	PV II /AC III
Input-side disconnection device	Yes
Anti-islanding protection	Yes
AC over-current protection	Yes
DC reverse-polarity protection	Yes
String fault detection	Yes
DC surge protection	TYPE II
AC surge protection	CLASS II
Residual current monitoring unit	Yes
Arc fault protection	Yes
Ripple control	Yes
Integrated PID recovery ⁴	Yes

General Data

Operation temperature range	-25 ~ + 60 ° C (-13 ° F ~ 140 ° F)
Relative humidity	0 % RH ~ 100% RH
Max. operating altitude	0 ~ 4,000 m (13,123 ft.) (Derating above 2000 m)
Cooling	Smart air cooling
Display	LED Indicators; Integrated WLAN + FusionSolar App
Communication	RS485; WLAN/Ethernet via Smart Dongle-WLAN-FE (Optional) 4G / 3G / 2G via Smart Dongle-4G (Optional)
Weight (with mounting plate)	21kg (46.4 lb)
Dimensions (W x H x D) (incl. mounting plate)	546 x 460 x 228mm (21.5 x 18.1 x 9.0 inch)
Degree of protection	IP66
DC Connector	Staubli MC4

Optimizer Compatibility

DC MBUS compatible optimizer	SUN2000-450W-P2, SUN2000-600W-P, MERC-1100W/1300W-P
------------------------------	---

Standard Compliance (more available upon request)

Safety	EN/IEC 62109-1, EN/IEC 62109-2
Grid connection standards	G99, EN 50549, CEI 0-21, CEI 0-16, VDE-AR-N-4105, VDE-AR-N-4110, C10/11, ABNT, VFR 2019, UNE 217001, UNE 217002, RD 244, TOR D4, IEC61727, IEC62116

¹ Inverter max input PV power is 40,000 Wp when long strings are designed and fully connected with SUN2000-450W-P power optimizers.

² The maximum input voltage is the upper limit of the DC voltage. Any higher input DC voltage would probably damage inverter.

³ Any DC input voltage beyond the operating voltage range may result in inverter improper operating.

⁴ SUN2000-12~20KTL-M2 raises potential between PV- and ground to above zero through integrated PID recovery function to recover module degradation from PID. Supported module types include: P-type (mono, poly)

LUNA2000-215-2S10

Smart String ESS



More Energy



Simple O&M



Safe & Reliable

Energy Storage System Parameters

Model type	LUNA2000-215-2S10
Rated capacity	215.0kWh
Maximum cycle rate	0.5 CP
Maximum cycle efficiency	≥91.3%
Depth of charge and discharge	0~100%
Dimensions (W x D x H)	1150mm×1800mm×2100mm
Weight	≤ 2.8 T
Operating temperature range	-30 °C ~ 55 °C (> 50°C Derating)
Storage temperature range	-35 °C ~ 60 °C
Operating humidity range	0 ~ 100% (non-condensing)
Maximum operating altitude	4,000 m
System temperature control mode	Hybrid cooling
Balance mode	Active balance
SOC calibration mode	Automatic
Fire suppression mode	Directional gas exhaust, Top explosion vent, Aerosol
Auxiliary power supply	176~264 Vac, single phase, ≤5 kW
Power consumption standby	≤150 W
Communication port	Ethernet / Optical fiber
Communication protocol	Modbus TCP
Protection degree	IP55
EMC protection rating	Class B
Noise (rated operating condition)	70 dB(A)
Lightning protection	Type II (AC port)
Protection mode	Anti-islanding protection, residual current detection, insulation resistance detection, AC overcurrent protection, and AC cable connection protection
Environment	RoHS6
Certification standards	GB/T 36276; GB/T 34131; UL9540A; UN38.3; IEC/EN 62477-1; IEC/EN 62040-1; IEC/EN 61000-6-1/2/3/4; EN 55011;

Battery Parameters (DC)

Cell material	LFP
Rated battery capacity	280Ah
System battery configuration	240S1P
Number of battery packs	4
Operating voltage range	648~864 V
Rated DC current	140 A

PCS Parameters (AC)

PCS model type	PCS2000-108K-MB1
Rated output power	108 kW
Rated AC current	164.1 A
AC voltage & frequency	380 / 400 / 415 V (3P4W), 50 / 60 Hz
Adjustable power factor range	-1 ... +1
AC current harmonics THDi (rated operating condition)	≤1.5 %

Note:

- (1) This datasheet is preliminary one , more detail pls connect HW staff.
- (2) * Rated operating condition: In the on-grid scenario, the ambient temperature is 25°C, the charge/discharge rate is 0.5 CP, and the AC output voltage is 400 Vac.

LUNA2000 - 200/161/129KWH-2H1

LUNA2000 - 97KWH-1H1

Smart String ESS



More Energy



Simple O&M



Safe & Reliable

Energy Storage System Parameters

Model Type	LUNA2000-200KWH-2H1	LUNA2000-161KWH-2H1	LUNA2000-129KWH-2H1	LUNA2000 - 97KWH-1H1
Battery Configuration	12S1P	10S1P	8S1P	6S1P
Maximum battery capacity of the energy storage system	193.5kWh	161.3kWh	129.0kWh	96.8kWh
Max. Charging Power	≤100 kW			
Max. Discharging Power	≤100 kW	≤100 kW	≤100 kW	≤92 kW
Dimensions (W x H x D)	1810mm×2135mm×1200mm			
Dimensions (W x H x D), including Smart Rack Controller and Smart PCS	2570mm x 2135mm x 1200mm			
Weight (including the battery pack)	≤2950kg	≤2690kg	≤2430kg	≤2170kg
Weight (without the battery pack)	≤1070kg	≤1070kg	≤1090kg	≤1130kg
Operating temperature range	-30 °C ~ 55 °C			
Storage temperature range	-40 °C ~ 60 °C			
Operating humidity range	0 ~ 100% (non-condensing)			
Maximum operating altitude	4,000 m			
Installation Environment Requirement	Outdoor installation			
Battery temperature control mode	Industrial-grade air conditioner			
Fire suppression of energy storage system	YES			
Auxiliary Power Supply	220Vac, ≤4.2kW			
Communication port	Ethernet / SFP			
Communication protocol	Modbus TCP			
Protection degree	IP55			
EMC Protection Rating	ClassA			
DC Lightning Protection	Type II			
Standards				
Environment	RoHS			
Certification Standards	GB/T 36276-2018; GB/T 33582; UL9540A; UN38.3; ISO 9227:2017; IEC 60529; IEC/EN 62477-1 IEC/EN 62040-1; IEC/EN 61000-6-2; IEC/EN 61000-6-4; EN 55011;			

Battery Pack & Smart Rack Controller Smart String ESS



Battery Pack		
General		
Model Type	LUNA2000-200KWH-2H1	LUNA2000 - 161/129KWH-2H1 LUNA2000 - 97KWH-1H1
Cell Material	LFP	
Nominal Capacity	16.13 kWh	
Supported Charge & Discharge Rate	≤0.5C	≤1C
Weight	≤ 140 kg	
Dimensions (W x H x D)	442 x 308 x 660 mm	



Smart Rack Controller	
Efficiency	
Max. Efficiency	≥ 98.5%
Battery Side	
Rated Voltage	691.2 V
Operating Voltage Range	40 V ~ 1,050 V
Min. Start Voltage	350 V
Bus Side	
Max. DC Voltage	1,100 V
Rated Voltage	665 V
Rated Current	76.3 A
General	
Dimensions (W x H x D)	600 x 820 x 270 mm
Weight	≤ 90 kg
Cooling Method	Smart Air Cooling
Protection Degree	IP66

LUNA2000-100KTL-M1 Smart PCS



Surge Arresters for
DC & AC



Modular Design



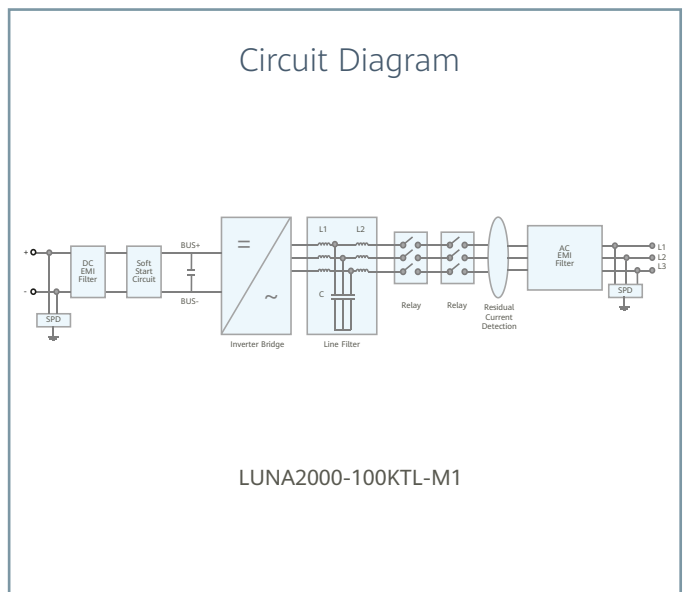
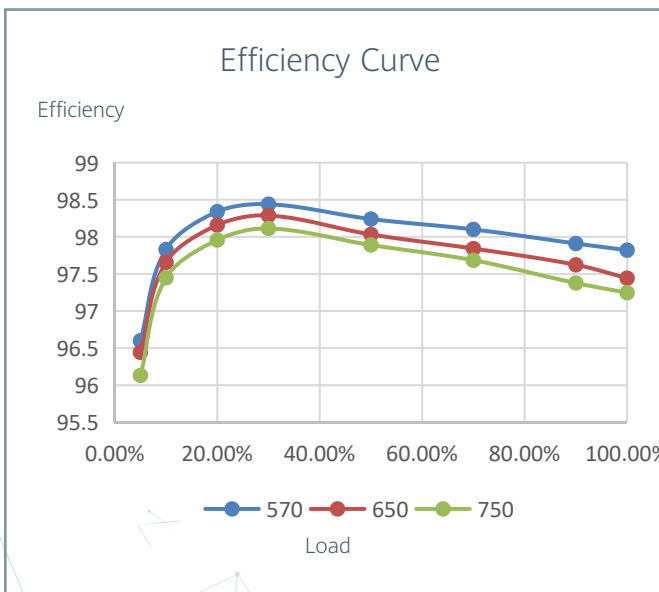
IP66 Protection



Ethernet
Communication



Smart Grid
Algorithm



LUNA2000-100KTL-M1

Technical Specifications



Efficiency	
Max. Efficiency	98.4%
DC Side	
Rated DC Voltage	645 V
Max. DC Voltage	1,100 V
Operating DC Voltage Range	570 V ~ 1100 V
Max. DC Current	215.8 A
Max. Number of Inputs	1
AC Side	
Rated AC Active Power	100k W @40°C
Rated AC Voltage	380 Vac / 400 Vac / 440 Vac
Rated AC Grid Frequency	50 Hz / 60 Hz
Max. AC Current	139.8 A (LUNA2000 - 97KWH-1H1) / 173.2 A (LUNA2000 - 129/161KWH-2H1)
Adjustable Power Factor Range	-1 ... +1
Max. Total Harmonic Distortion	< 3%
Protection	
Anti-islanding Protection	Yes
AC Overcurrent Protection	Yes
DC Reverse-polarity Protection	Yes
Insulation Resistance Detection	Yes
Residual Current Protection	Yes
DC Surge Protection	Type II
AC Surge Protection	Type II
Communication	
Display	LED Indicators, WLAN + APP
Networking Mode	Ethernet, CAN
General	
Dimensions (W x H x D)	875 x 820 x 365 mm
Weight	< 95 kg
Operating Temperature Range	-25°C ~ 60°C (Derating above 40°C)
Cooling Method	Smart Air Cooling
Max. Operating Altitude without Derating	4,000 m
Relative Humidity	0 ~ 100%
DC Connector	OT/DT Terminal
AC Connector	OT/DT Terminal
Protection Degree	IP66
Topology	Transformerless

Typical System Configurations

Energy Volume kWh (Up to 3,870 kWh)	Recommended Combination of Models				
967.5					12 * 5p
935.3					12 * 4p + 10
903.0					12 * 4p + 8
870.8					12 * 4p + 6
838.5					12 * 3p + 8 * 2p
806.3					12 * 3p + 8 + 6
774.0				12 * 4p	
741.8				12 * 3p + 10	
709.5				12 * 3p + 8	
677.3				12 * 3p + 6	
645.0				12 * 2p + 8 * 2p	
612.8				12 * 2p + 8 + 6	
580.5			12 * 3p		
548.3			12 * 2p + 10		
516.0			12 * 2p + 8		
483.8			12 * 2p + 6		
451.5			12 + 8 * 2p		
419.3			8 * 3p		
387.0		12 * 2p			
354.8		12 + 10			
322.5		12 + 8			
290.3		12 + 6			
258.0		8 * 2p			
225.8		8 + 6			
193.5	12				
161.3	10				
129.0	8				
96.8	6				
Power (Up to 2000kW)	100 kW	200 kW	300 kW	400 kW	500 kW
Smart String ESS (Up to 20x)	1x	2x	3x	4x	5x

Note

1. The four capacity models can be used together. A maximum of 20 ESSs can be connected in parallel. This table only demonstrates the scenario where 5 or less ESSs are connected in parallel.
2. When different capacity models are connected in parallel, each ESS is charged and discharged according to its respective actual C rate.
3. 6, 8, 10 and 12 refer to the number of battery packs contained in different models, that is, LUNA2000-97KWH-1H1, LUNA2000-129KWH-2H1, LUAN2000-161KWH-2H1, LUNA2000-200KWH-2H1.
4. LUNA2000-161/129KWH-2H1, LUNA2000-97KWH-1H1 are not launched in Chinese Mainland and Japan.

LUNA2000-2.0MWH Series Smart String ESS



More Energy



Optimal Investment



Simple O&M



Safe & Reliable

Battery Container			
Model	LUNA2000-2.0MWH-1H0	LUNA2000-2.0MWH-1H1	LUNA2000-2.0MWH-2H1
DC Rated Voltage	1,200 V	1,250 V	1,250 V
DC Max. Voltage	1,500 V	1,500 V	1,500 V
Nominal Energy Capacity	2,064 kWh	2,032 kWh	2,032 kWh
Charge & Discharge Rate	≤ 1 C	≤ 1 C	≤ 0.5 C
Rated Power	2,064 kW	2,032 kW	1,016 kW
Container Configuration (W x H x D)	6,058 x 2,896 x 2,438 mm	6,058 x 2,896 x 2,438 mm	6,058 x 2,896 x 2,438 mm
Container Weight	≤ 30 t	≤ 30 t	≤ 30 t
Operation Temperature Range	-30°C ~ 55°C	-30°C ~ 55°C	-30°C ~ 55°C
Storage Temperature Range	-40°C ~ 60°C	-40°C ~ 60°C	-40°C ~ 60°C
Relative Humidity	0 ~ 100% (Non-condensing)	0 ~ 100% (Non-condensing)	0 ~ 100% (Non-condensing)
Max. Operating Altitude	4,000 m	4,000 m	4,000 m
Cooling Method	Smart Air Cooling	Smart Air Cooling	Smart Air Cooling
Configuration of HVAC	8 HVACs ¹	8 or 6 HVACs ¹	6 or 4 HVACs ¹
Fire Suppression Agent	FM-200	FM-200 / Novec 1230™	FM-200 / Novec 1230™
Communication Interface	Ethernet / SFP	Ethernet / SFP	Ethernet / SFP
Communication Protocol	Modbus TCP / IEC 104	Modbus TCP / IEC 104	Modbus TCP / IEC 104
Protection Degree	IP55	IP55	IP55
Anti-corrosion Degree	C5-Medium	C5-Medium	C5-Medium
Black Start	-	Optional	Optional

Standards Compliance

RoHS, IEC62477-1, IEC62040-1, IEC61000-6-2, EN55011, UL9540A, IEC62619, UN3536, etc.

1 - The quantity of HVACs depends on C rate and application scenario

LUNA2000-1.0MWH-1H1

Smart String ESS



More Energy



Optimal Investment



Simple O&M



Safe & Reliable

Battery Container	
Model	LUNA2000-1.0MWH-1H1
DC Rated Voltage	1,250 V
DC Max. Voltage	1,500 V
Nominal Energy Capacity	1,016 kWh
Rated Power	1,016 kW
Container Configuration (W x H x D)	6,058 x 2,896 x 2,438 mm
Container Weight	≤ 20 t
Operation Temperature Range	-30°C ~ 55°C
Storage Temperature Range	-40°C ~ 60°C
Relative Humidity	0 ~ 100% (Non-condensing)
Max. Operating Altitude	4,000 m
Cooling Method	Smart Air Cooling
Configuration of HVAC	3 HVACs
Fire Suppression Agent	FM-200 / Novec 1230™
Communication Interface	Ethernet / SFP
Communication Protocol	Modbus TCP / IEC 104
Protection Degree	IP55
Anti-corrosion Degree	C5-Medium
Black Start	Yes
Standards Compliance	
RoHS, IEC62477-1, IEC62040-1, IEC61000-6-2, EN55011, UL9540A, , IEC62619, UN3536, etc.	

Battery Pack & Smart Rack Controller

Smart String ESS



Battery Pack

General

BESS Model	LUNA2000-2.0MWH-1H0	LUNA2000-2.0MWH-1H1/2H1 LUNA2000-1.0MWH-1H1
Cell Material	LFP	LFP
Pack Configuration	16S 1P	18S 1P
Rated Voltage	51.2 V	57.6 V
Nominal Capacity	320 Ah / 16.38 kWh	280 Ah / 16.13 kWh
Weight	≤ 140 kg	≤ 140 kg
Dimensions (W x H x D)	442 x 307 x 660 mm	442 x 307 x 660 mm



Smart Rack Controller

Battery Side

Rated Voltage	1,209.6 V
Operating Voltage Range	40 V ~ 1,400 V
Rated Power Voltage Range	1,075 V ~ 1,320 V
Min. Start Voltage	350 V

Bus Side

Max. DC Voltage	1,500 V
Rated Voltage	1,250 V
Rated Current	275.2 A
Rated Power	344,000 W

General

Dimensions (W x H x D)	600 x 270 x 820 mm
Weight	≤ 90 kg
Cooling Method	Smart Air Cooling
Protection Degree	IP66

LUNA2000-200KTL Series Smart PCS



Max. Efficiency 99%



Modular Design



IP66 Protection



Surge Arresters for
DC & AC

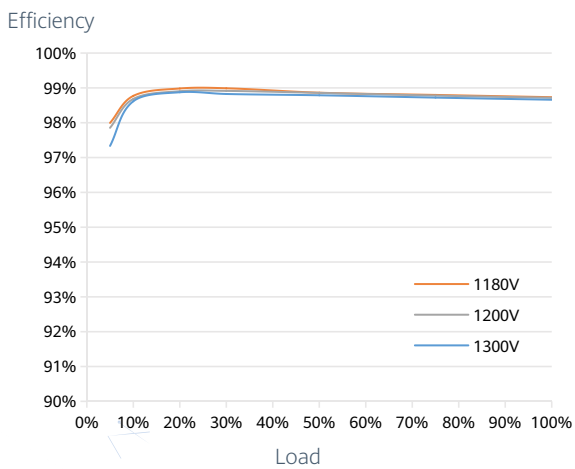


Ethernet
Communication

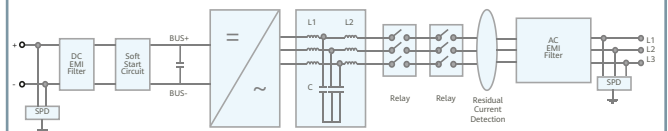


Smart Grid
Algorithm

Efficiency Curve



Circuit Diagram



LUNA2000-200KTL Series

LUNA2000-200KTL Series Technical Specifications

Model	LUNA2000-200KTL-H0	LUNA2000-200KTL-H1
Efficiency		
Max. Efficiency	99.0%	
DC Side		
Rated DC Voltage	1,180 V	
Max. DC Voltage	1,500 V	
Operating DC Voltage Range	1,180 V ~ 1,500 V	
Max. DC Current	207.6 A	
Max. Number of Inputs	1	
AC Side		
Rated AC Active Power	200,000 W @40°C	
Rated AC Voltage	800 V	
Rated AC Grid Frequency	50 Hz / 60 Hz	
Max. AC Current	173.2 A	
Adjustable Power Factor Range	-1 ... +1	
Max. Total Harmonic Distortion	THD _i < 1% (Rated)	
Black Start	-	Yes
Protection		
AC Overcurrent Protection	Yes	
DC Reverse-polarity Protection	Yes	
Insulation Resistance Detection	Yes	
Residual Current Protection	Yes	
DC Surge Protection ¹	Type II	
AC Surge Protection ¹	Type II	
Communication		
Display	LED Indicators, WLAN + APP	
USB	Yes	
Ethernet	Yes	
General		
Dimensions (W x H x D)	875 x 820 x 365 mm	
Weight	< 99 kg	
Operating Temperature Range	-25°C ~ 60°C	
Cooling Method	Smart Air Cooling	
Max. Operating Altitude without Derating	4,000 m	
Relative Humidity	0 ~ 100% (Non-condensing)	
DC Connector	OT / DT Terminal	
AC Connector	OT / DT Terminal	
Protection Degree	IP66	
Anti-corrosion Degree	C5-Medium	
Topology	Transformerless	
Standards Compliance		
RoHS, IEC 62477-1, IEC 61000-6-2, IEC 61683, VDE 4120, EN 50549, etc.		

¹ - Compatible Type II protection class according to IEC / EN 61643-11

MERC-1100/1300W-P

Smart Module Controller



Higher Yields
Module-level Optimization
Increase System Energy
Yield by 5% to 30%



Flexible Design
Long String Design
to Reduce Bos



Active Safety
Safe Voltage Shutdown
Ensure Firefighting and
Maintenance Safety

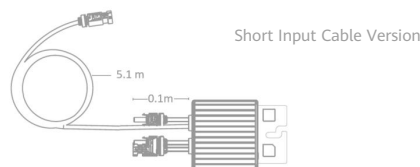


Smart O&M
Pinpointing Open-
Circuit Fault for Quick
Troubleshooting

MERC-1100/1300W-P

Smart Module Controller

Technical Specification	MERC-1100W-P	MERC-1300W-P		
Input				
Rated Input DC Power ¹	1100 W			1300 W
Max. input voltage		125 V		
MPPT operating voltage range		12.5 – 105 V		
Max. short-circuit current (Isc)		20 A		
Max. efficiency		99.5 %		
Weighted efficiency		99.0 %		
Overvoltage category		II		
Output				
Max. output voltage		80 V		
Max. output current		22 A		
Output bypass ²		Yes		
Shutdown output voltage per optimizer ³		1 V		
Standards Compliance				
Safety		IEC62109-1 (class II safety)		
RoHS		Yes		
General Data				
Dimension (W x H x D)	149 mm x 104 mm x 49 mm (5.9 in. x 4.1 in. x 1.9 in.)			
Weight (including cables)	1.0 kg (2.2 lb.)			
Installation part (optional)	PV Module Frame Plate/T-shaped Bolt ⁴			
Input connector	Staubli MC4			
Input wire length	0.1 m (short input cable version) ⁵			
Output connector	Staubli MC4			
Output wire length	0.1 m (+), 5.1 m (-) (short input cable version) ⁵			
Operating temperature/humidity range	-40°C to +85°C ⁶ / 0%-100% RH			
Degree of protection	IP68			
Compatible Inverter	SUN2000-8/10/12/15/17/20KTL-M2 SUN2000-30/36/40KTL-M3 SUN2000-12/15/17/20/23/25KTL-M5 SUN2000-50KTL-M3			
String Configuration (Full Optimizer Configuration) ^{7/8/9} * MERC-1100/1300W-P support full optimizer configuration only	SUN2000-8~20KTL-M2	SUN2000-12~25KTL-M5	SUN2000-30~40KTL-M3	SUN2000-50KTL-M3
Minimum optimizers per string	8	8	8	8
Maximum optimizers per string	25	25	25	20
Maximum DC power per string	20,000 W	20,000 W	20,000 W	20,000 W



¹ The maximum power of PV module at STC shall NOT exceed the "Rated input DC power" of MERC -1100/1300W-P. PV Modules with up to +5% power tolerance are allowed.

² Any power optimizer, which is connected to an operating inverter in a PV string, will be bypassed when it fails.

³ When the MERC -1100/1300W-P is disconnected from inverter or when the inverter is off, its output voltage will be 1 V.

⁴ It is for PV module frame/extruded aluminum profile racking system installation.


⁵ Pay attention to PV module wire length. To match PV modules with a split junction box and short output wire, the long-input-cable version (input wire: 1.3 m(+/-); output wire 0.1m(+)/2.9m (-)) of MERC -1100/1300W-P is available upon request.

⁶ When the operating temperature of the MERC -1100/1300W-P reaches 70 °C to 85 °C, it may shut down due to over-temperature protection and report an over-temperature alarm. After the temperature decreases, it can automatically resume working without any damage.

⁷ Each PV module under the same inverter must be equipped with a MERC -1100/1300W-P.

⁸ SUN2000-450W-P2/600W-P and MERC -1100/1300W-P can NOT be used in mixture under the same Smart Energy/PV controller.

⁹ It is recommended that strings under the same inverter have an equal capacity. If it is not feasible, the capacity difference between strings under the same inverter must not exceed 2 kW. Otherwise, the energy yield will be reduced.

**Higher Yields**

Module-level Optimization
Increase System Energy
Yield by 5% to 30%

**Active Safety**

Firefighting and O&M
Safety with Module-level
Rapid Shutdown

**Flexible Design**

Easier Module Layout
and 30% Higher Installed
Capacity on Average

**Smart O&M**

Module-level
Visibility and Refined
Management

Technical Specification		SUN2000-600W-P			
		Input			
Rated Input DC Power ¹		600 W			
Absolute maximum input voltage		80 V			
MPPT operating voltage range		10 - 80 V			
Maximum Short Circuit Current (Isc)		14.5 A			
Max. efficiency		99.5 %			
Weighted efficiency		99.0 %			
Overvoltage category		II			
		Output			
Max. output voltage		80 V			
Max. output current		15 A			
Output bypass ²		Yes			
Shutdown output voltage per optimizer ³		0 V			
Shutdown output impedance per optimizer		1k ohm ± 10 %			
		Communication			
Communication Method		MBUS			
		Standard Compliance			
Safety		IEC62109-1 (class II safety)			
RoHS		Yes			
		General Data			
Dimension (W x H x D)		75 x 140 x 28 mm (3.0 x 5.5 x 1.1 inch)			
Weight (including cables)		0.6 kg (1.3 lb.)			
Installation part (optional)		Frame Mounting Bracket / T-shaped Bolt ⁴			
Input connector		MC4			
Input wire length		0.15m (0.49 ft.)			
Output connector		MC4			
Output wire length		1.3 m (4.3 ft.) ⁵			
Operating temperature / humidity range		-40 °C~85 °C ⁵ / 0 %RH~100 %RH			
Degree of protection		IP68			
Compatible product		SUN2000-2/3/3.68/4/4.6/5/6KTL-L1, SUN2000-3/4/5/6/8/10KTL-M1, SUN2000-12/15/17/20KTL-M2, SUN2000-30/36/40KTL-M3			
Long String Design (Full Optimizer)		SUN2000-2-6KTL-L1	SUN2000-3-10KTL-M1	SUN2000-12-20KTL-M2	SUN2000-30-40KTL-M3
Minimum optimizer number per string ⁶		4	6	6	6
Maximum optimizer number per string		25	35	35	25
Maximum DC power per string		6,000 W	10,000 W	12,000 W	12,000 W

¹ In the STC environment, The rated power of the module shall not exceed 1.05 times of the optimizer rated input power.

² Power optimizer is bypassed in the string connected to an operating inverter when it fails to work

³ Power optimizer output 0Vdc when disconnecting to the inverter or inverter is shutdown.

⁴ Allow PV module frame installation / extruded aluminum profile installation

⁵ Fits PV module in landscape and portrait installation.

⁶ Require standard 60 cells module to meet the inverter minimum startup voltage

⁷ Full power capability refers to online smart design tool.



Copyright © Huawei Technologies Co., Ltd.2020 All rights reserved.

No part of this document may be reproduced or transmitted in any form or by any means without prior written consent of Huawei Technologies Co., Ltd.

Trademark Notice



, HUAWEI and are trademarks or registered remarks of Huawei Technologies Co., Ltd.

Other trademarks, product service and company names mentioned are the property of their respective owners.

General Disclaimer

The information in this document may contain predictive statements including, without limitation, statements regarding the future financial and operating results, future product portfolio, new technology, etc. There are a number of factors that could cause actual results and developments to differ materially from those expressed or implied in the predictive statements. Therefore, such information is provided for reference purpose only and constitutes neither an offer nor an acceptance. Huawei may change the information at any time without notice.

HUAWEI TECHNOLOGIES Dusseldorf GmbH

Südwestpark 37,90449 Nürnberg, Deutschland

Hotline: +80 03 38 88 888

Email: eu_inverter_support@huawei.com

HUAWEI TECHNOLOGIES CO., LTD.

Huawei Industrial Base, Bantian Longgang

Shenzhen 518129, P.R. China

Tel: 400-822-9999

Version No.: 04-(20201006)

solar.huawei.com