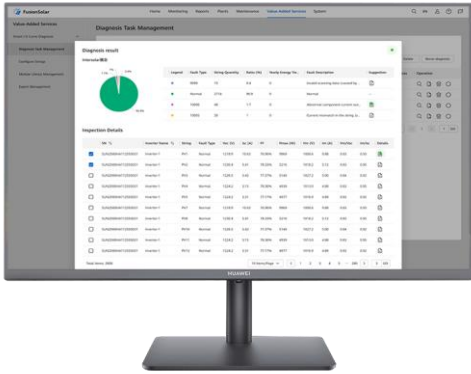


# Smart I-V Curve Diagnosis

Smart I-V Curve Diagnosis is able to carry out online I-V curve analysis on entire strings with advanced diagnosis algorithm. The scanning would help to find out and identify the strings with low performance or malfunction, which would help to achieve proactive maintenance, higher O&M efficiency and lower operation cost.



## Smart

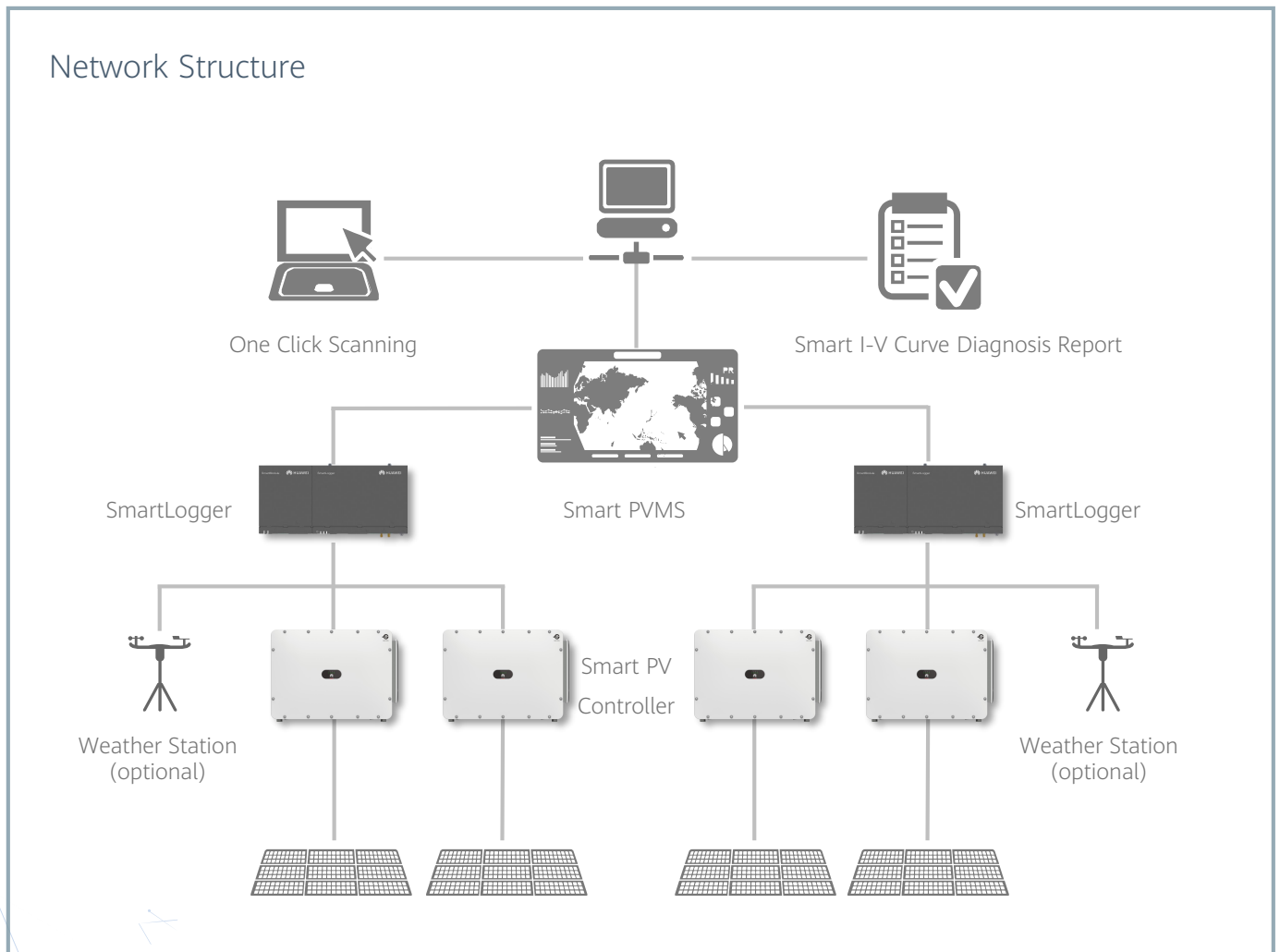
- Support plant-level, array-level and inverter-level analysis and diagnosis
- Support scheduled scanning and proactive presentation of reports
- Automatically identify different failure types and provide recovery suggestion
- Support export of ROI estimation reports and assist in accurate O&M



## Efficient

- One-click scanning without onsite experts or equipment
- Completing online I-V curve scanning on all strings
- Identification rate, recurrence rate, cause identification accuracy > 90%

## Network Structure

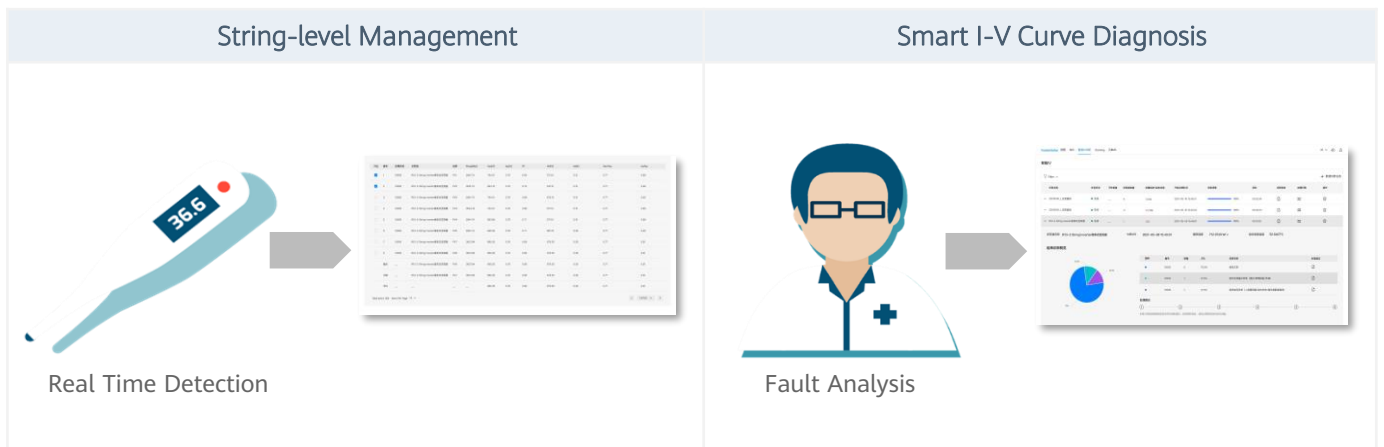


# Smart I-V Curve Diagnosis

## Technical Specifications

Smart PV Controller	SUN2000-330KTL-H1, SUN2000-330KTL-H2, SUN2000-215KTL-H0...
Data Logger	SmartLogger2000
Management System	Smart PVMS
Scanning Time	~ 1s per string
Sampling Points per I-V Curve	128
Voltage Accuracy	0.5%rdg. + 1dgt. (rdg.>5, dgt.= 0.3)
Current Accuracy	0.5%rdg. + 2dgt. (rdg.>0.3, dgt.= 0.006)

Smart I-V Curve Diagnosis Verified by TÜV



## String I-V Curve Comparison

