


# SMART POWER SENSOR



**Accurate**  
Class | Measurement  
Accuracy





**Simple & Easy**  
LCD Display, Easy to Set  
and Check



**Energy Efficient**  
Overall Power  
Consumption  $\leq 1.5$  W

## Smart Power Sensor Technical Specifications

Technical Specification	DDSU666-H	DTSU666-H
General Specification		
Dimensions (H x W x D)	100 mm x 36 mm x 65.5 mm (3.9 in. x 1.4 in. x 2.6 in.)	100 mm x 72 mm x 65.5 mm (3.9 in. x 2.8 in. x 2.6 in.)
Mounting type	DIN35 Rail	
Weight (including cables)	1.2 kg (2.6 lb)	1.5 kg (3.3 lb)
Power Supply		
Power grid type	1P2W	3P3W/3P4W
Input voltage (phase voltage)	176 V AC–288 V AC	
Power consumption	≤ 0.8 W	≤ 1 W
Measurement Range		
Line voltage	/	304 V AC–499 V AC
Phase voltage	176 V AC–288 V AC	
Current	0–100 A	0–100 A
Measurement Accuracy		
Current/Voltage	±0.5%	
Power/Energy	±1%	
Frequency	±0.01 Hz	
Communication		
Interface	RS485	
Baud rate	9,600 bps	
Communication protocol	Modbus-RTU	
Environment		
Operating temperature range	–25°C to +60°C	
Storage temperature range	–40°C to +70°C	
Operating humidity	5% RH–95% RH (non-condensing)	
Others		
Accessories	RS485 Cable (10 m / 33 ft.)	
	1 CT 100 A/40 mA (5 m/16.4 ft.)  	3 CT 100 A/40 mA (5 m/16.4 ft.)  

Disclaimer: The preceding values are measured by an internal laboratory of Huawei in a specific environment. The actual values may vary with products, software versions, usage conditions, and environmental factors.