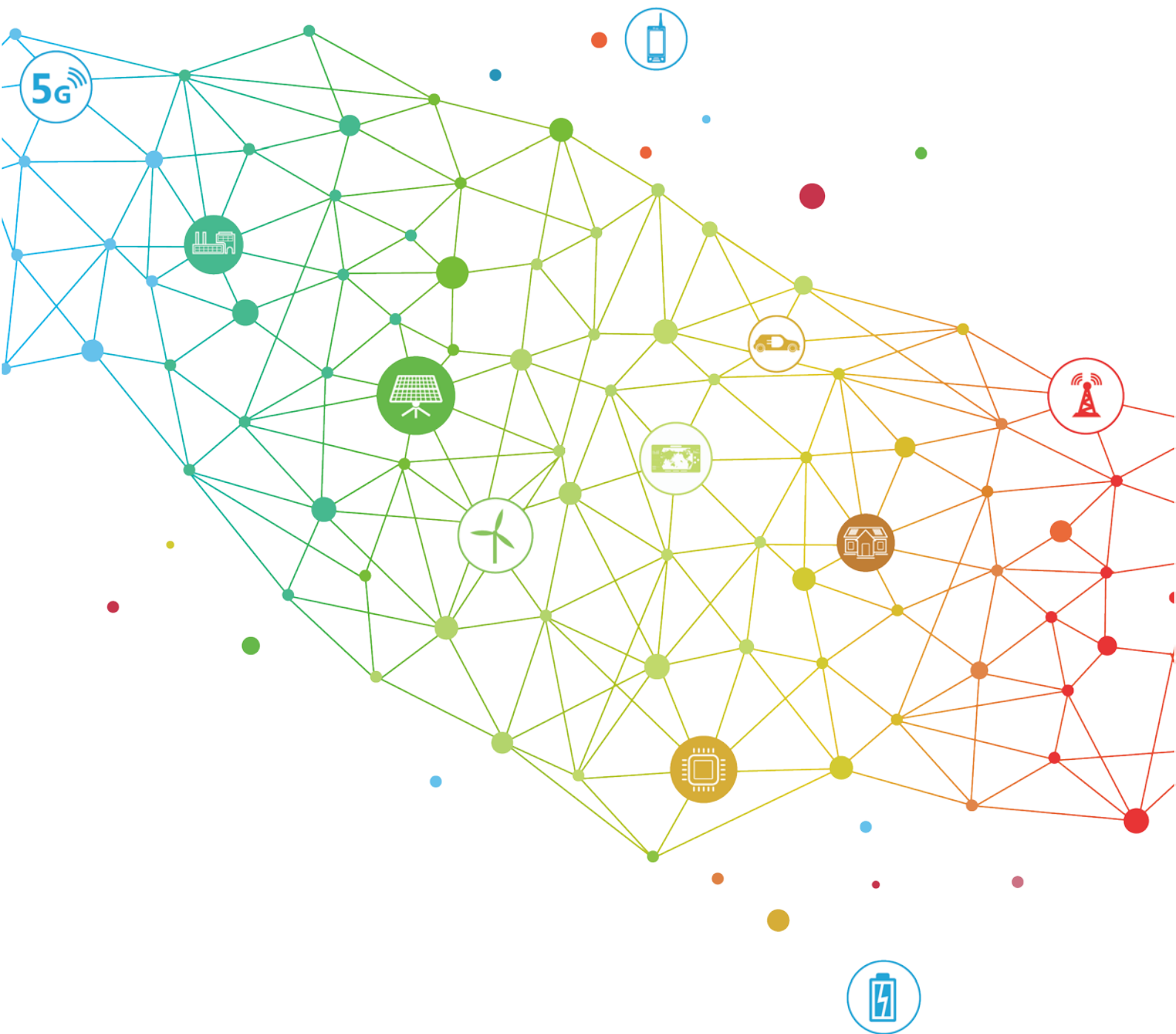


Smarter Energy for a Better Life



Huawei FusionHome Smart Energy Solution




Huawei is a leading global information and communications technology (ICT) solutions provider. We provide telecom carriers, enterprises, and consumers with competitive ICT solutions, products, and services. We work in more than 170 countries and regions, serving over one-third of the world's population. Among our 180,000 employees, there are more than 160 different nationalities with a localization rate of almost 70%. Huawei's vision and mission is to bring digital to every person, home and organization for a fully connected, intelligent world. We maintained our strategic focus, intensified efforts in improving operations quality, and created value for our customers. Our 2017 annual revenue was 92.549 billion USD while first half year of 2018 revenue is 48.4 billion USD.



Smart Energy Center

SUN2000-3.8/5/7.6/9/10/11.4KTL-USL0



Higher Yields

- High-efficiency inverter topology, CEC efficiency 99%

Simple & Easy

- Simple, elegant, single box design
- 7.6KTL 39.7 lb. (18 kg), easy installation by one technician
- No wearable parts like LCD, button or fans
- Modular design for easy Power Unit replacement

Safe & Reliable

- Protection rating: TYPE 4X/IP65, natural convection
- Arc fault protection and rapid shutdown in compliance with NEC 2014 and 2017

Future Proof

- Optimized for PV + Storage
- Energy storage interface for all sizes
- Battery ready for future expansion any time
- UL9540 certified for PV + Storage system
- Ready for rapid shutdown NEC 2017

Smart Energy Center (SUN2000-3.8/5/7.6/9/10/11.4KTL-USL0)




Technical Specification	SUN2000-3.8KTL-USL0	SUN2000-5KTL-USL0	SUN2000-7.6KTL-USL0	SUN2000-9KTL-USL0	SUN2000-10KTL-USL0	SUN2000-11.4KTL-USL0
Efficiency						
Maximum efficiency	99%					
CEC weighted efficiency	99%					
Input						
Recommended DC power	5,130 Wp	6,750 Wp	10,260 Wp	12,150 Wp	13,500 Wp	15,400 Wp
Maximum input voltage	500 Vdc					
Rated input voltage	370 Vdc					
Number of inputs	2			3		
Maximum input current	15 A x 2			15 A x 3		
Output						
Rated output power	3.3 kW @ 208 V 3.8 kW @ 240 V	4.3 kW @ 208 V 5.0 kW @ 240 V	6.6 kW @ 208 V 7.6 kW @ 240 V	7.8 kW @ 208 V 9.0 kW @ 240 V	8.7 kW @ 208 V 10.0 kW @ 240 V	9.9 kW @ 208 V 11.4 kW @ 240 V
Maximum output power	3.3 kW @ 208 V 3.8 kW @ 240 V	4.3 kW @ 208 V 5.0 kW @ 240 V	6.6 kW @ 208 V 7.6 kW @ 240 V	7.8 kW @ 208 V 9.0 kW @ 240 V	8.7 kW @ 208 V 10.0 kW @ 240 V	9.9 kW @ 208 V 11.4 kW @ 240 V
Rated output voltage	208 Vac, 240 Vac					
Rated AC grid frequency	60 Hz					
Maximum output current	15.9 A	20.9 A	31.7 A	37.5 A	41.7 A	47.5 A
Adjustable power factor	0.8 leading ... 0.8 lagging					
Max. total harmonic distortion	≤ 3%					
Feature						
Revenue grade data ANSI C12.20	0.5% RGM					
Rapid shutdown – NEC 2014 and 2017 per article 690.11 and 690.12	Yes					
Protection						
AFCI compliant to UL 1699B	Yes					
DC disconnect device	Yes					
Anti-islanding protection	Yes					
DC reverse polarity protection	Yes					
Insulation monitoring	Yes					
DC surge arrester	Yes					
AC surge arrester	Yes					
Residual current detection	Yes					
AC over-current protection	Yes					
AC short-circuit current capability	Yes					
AC over-voltage protection	Yes					
Over-heat protection	Yes					
Ground-fault isolation detection	Yes					
General Specification						
AC output & backup output conduit size	0.75" Conduit			1.00" Conduit		
PV input, battery input conduit size	0.75" Conduit			0.75" Conduit		
Communication input conduit size	0.75" Conduit			0.75" Conduit		
Operating temperature range	-30°C ~ 60°C (-22°F ~ 140°F)					
Relative humidity	0 ~ 100% RH					
Transformerless	Yes					
Cooling	Natural convection					
Noise emission (typical)	< 25 dB (A)			< 29 dB (A)		
Display	LED indicators					
Supported communication interface	RS485, WLAN, 4G (optional)					
Weight	39.7 lb. (18.0 kg)			50.7 lb. (23.0 kg)		
Dimensions (W x H x D)	15.8 in x 22.4 in x 6.3 in (400 mm x 570 mm x 160 mm)			17.5 in x 25.5 in x 6.3 in (445 mm x 650 mm x 160 mm)		
Protection rating	TYPE 4X / IP65					
Self-consumption at night	< 2.5 W (with battery enabling < 5 W)					
Backup						
Rated continuous output power	3.5 kVA @ 240 V			5 kVA @ 240 V		
Peak output power	3.8 kVA 10s @ 240 V	5 kVA 10s @ 240 V		7 kVA 10s @ 240 V		
Battery Compatibility						
Battery	All series support LG Chem RESU 10H (Type-R)					
Standards Compliance (more available upon request)						
EMC	FCC Part 15 Class B					
Safety	UL 1741, UL 1741SA, UL 1998, UL 1699B, UL 62109-1, UL 9540, CAN/CSA C22.2 107.1-1					
Grid connection standards	IEEE 1547A, CA Rule 21 (UL 1741SA)					
Others	ANSI C12.20, Sunspec Certified™					

The text and figures reflect the current technical state at the time of printing. Subject to technical changes. Errors and omissions excepted. Huawei assumes no liability for mistakes or printing errors. For more information, please visit solar.huawei.com. Version No.01-(2018828)

Smart PV Optimizer

SUN2000-375W-USP0



Higher Yields

- Maximum flexibility for any roof configuration, install more panels on the roof
- Module-level MPPT adapted to all mismatch scenarios, up to 30% more energy

Simple & Easy

- More flexible system design capability with Huawei optimizers (6 to 25 per string)
- Faster physical layout creating and optimizer auto-mapping

Safe & Reliable

- Protection rating: TYPE 6P, support outdoor application
- Module-level rapid shutdown capability, no high voltage during installation, maintenance to ensure personnel safety

Smart Management

- Module-level monitoring to guarantee system performance and improve maintenance efficiency

Smart PV Optimizer (SUN2000-375W-USP0)



Technical Specification	SUN2000-375W-USP0
Input	
Rated input power	375 W
Absolute maximum input voltage	80 V
MPPT operating voltage range	10 ~ 80 V
Maximum input current	12 A
Maximum efficiency	99.5%
Weighted efficiency	99.0%
Overvoltage category	II
Output	
Maximum output voltage	80 V
Maximum output current	15 A
Output bypass	Yes
Standard Compliance	
EMC	FCC Part15 Class B
Safety	UL 1741, UL 1703, UL 2703
RoHS	Yes
General Specification	
Maximum allowed system voltage	600 V
Dimensions (W x H x D)	5.3 in x 3.3 in x 1.0 in (135 mm x 85 mm x 25.2 mm)
Weight (including cables)	1.7 lb. (0.8 kg)
Input connector	MC4
Output connector	MC4
Output wire length	47 inch (1.2 m)
Operating temperature	-40°C ~ 85°C (-40°F ~ 185°F)
Humidity range	0 ~ 100 % RH
Protection rating	TYPE 6P
Monitoring	
Communication	Power Line Communication
Monitoring parameters	PV voltage, PV current, module temperature, output power, etc.
PV System Design Using A SUN2000 Inverter	
Min. string length (power optimizers)	6
Max. string length (power optimizers)	25
Max. power per string	5550 W
Parallel strings of different lengths or orientations	Yes

The text and figures reflect the current technical state at the time of printing. Subject to technical changes. Errors and omissions excepted. Huawei assumes no liability for mistakes or printing errors. For more information, please visit solar.huawei.com. Version No.01-(2018828)

Backup Auto-transformer



Simple & Easy

- Designed to be connected to Huawei inverter for all sizes, needed for backup applications
- Simply wiring, supports easy installation on the wall

Safe & Reliable

- Protection rating: TYPE 4X, supports outdoor application
- Natural convection, supports thermal protection

Technical Specification	HW-TX-5000
Electrical Ratings	
Continuous rated power	5 kVA
Output voltage	120 / 240 V Split Phase
Max continuous output current per phase @ 120 V	32 A
Rated AC grid frequency	60 Hz
Standard Compliance	
Safety	UL 5085-1, UL 5085-2
General Specification	
Dimensions (W x H x D)	10.4 in x 11.0 in x 5.5 in (265 mm x 280 mm x 140 mm)
Weight	28.7 lb. (13.0 kg)
Operating temperature	-40°C ~ 45°C (-40°F ~ 113°F)
Humidity range	0 ~ 100 % RH
Protection rating	TYPE 4X
Cooling	Natural convection
Noise emission (typical)	≤25 dB (A)
Installation	Wall mounted
AC output conduit size	0.75" Conduit

The text and figures reflect the current technical state at the time of printing. Subject to technical changes. Errors and omissions excepted. Huawei assumes no liability for mistakes or printing errors. For more information, please visit solar.huawei.com. Version No.01-(2018828)



Copyright © Huawei Technologies Co., Ltd. 2018. All rights reserved.

No part of this document may be reproduced or transmitted in any form or by any means without prior written consent of Huawei Technologies Co., Ltd.

Trademark Notice



HUAWEI, and  are trademarks or registered trademarks of Huawei Technologies Co., Ltd.

Other trademarks, product, service and company names mentioned are the property of their respective owners.

General Disclaimer

The information in this document may contain predictive statements including, without limitation, statements regarding the future financial and operating results, future product portfolio, new technology, etc. There are a number of factors that could cause actual results and developments to differ materially from those expressed or implied in the predictive statements. Therefore, such information is provided for reference purpose only and constitutes neither an offer nor an acceptance. Huawei may change the information at any time without notice.

HUAWEI TECHNOLOGIES USA, INC.

5700 Tennyson PKWY,
Plano, TX 75024

Tel.: 214-919-6000

fusionsolarna@huawei.com

HUAWEI TECHNOLOGIES CO., LTD.

Huawei Industrial Base
Bantian Longgang
Shenzhen 518129, P.R. China
Tel.: 400-822-9999

Version No.:01-(20180828)

solar.huawei.com