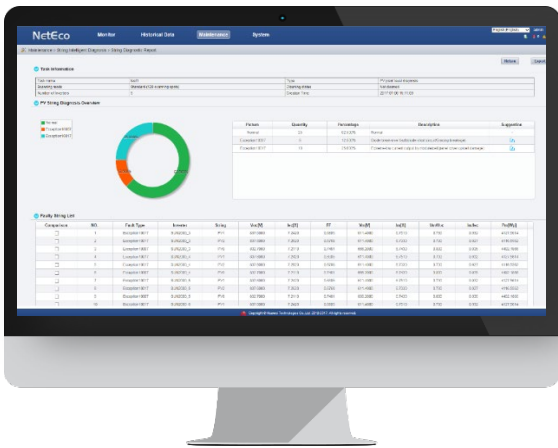


Smart I-V Curve Diagnosis

Smart I-V Curve Diagnosis is able to carry out online I-V curve analysis on entire strings with advanced diagnosis algorithm. The scanning would help to find out and identify the strings with low performance or malfunction, which would help to achieve proactive maintenance, higher O&M efficiency and lower operation cost.



Smart

Support plant-level, array-level and inverter-level analysis and diagnosis

Automatically identify different failure types and provide recovery suggestion

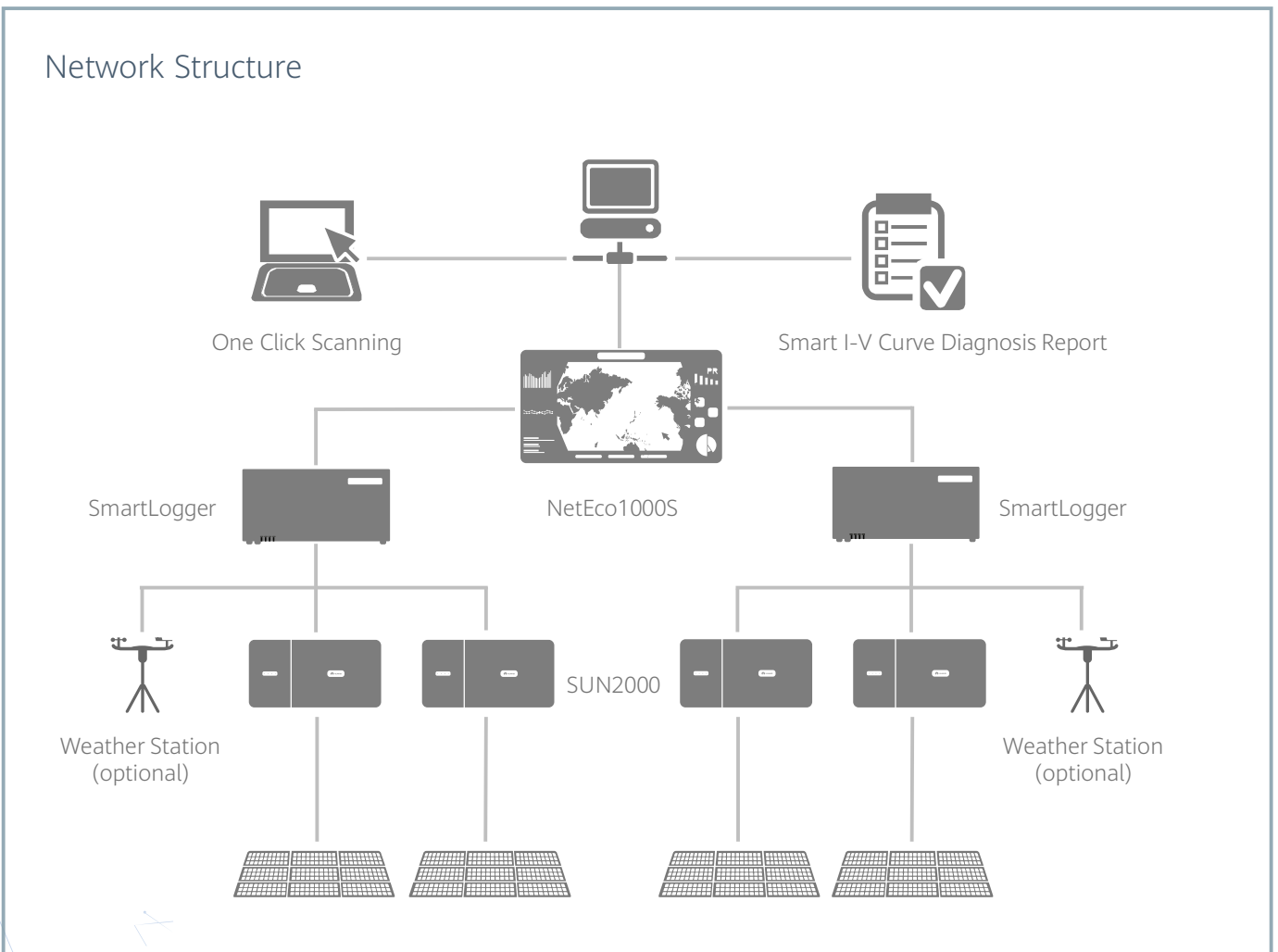


Efficient


One-click scanning without onsite experts or equipment

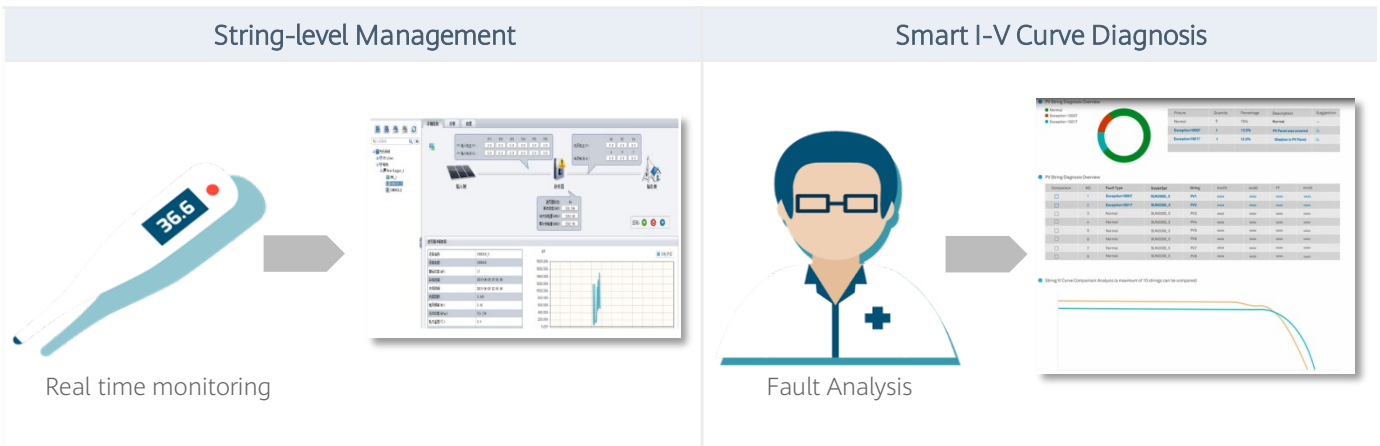
Completing online I-V curve scanning on all strings of 100 MW plant within 15 minutes

Network Structure



Smart I-V Curve Diagnosis

Technical Specifications	
Smart String Inverter	SUN2000-185KTL-INH0, SUN2000-70-INM0, SUN2000-50KTL-M0
Data Logger	SmartLogger1000A, SmartLogger2000
Management System	NetEco1000S
Scanning Time	< 1s per string
Sampling Points per I-V Curve	128
Voltage Accuracy	0.5%rdg. + 1dgt. (rdg.>5, dgt.= 0.3)
Current Accuracy	0.5%rdg. + 2dgt. (rdg.>0.3, dgt.= 0.006)
 TÜVRheinland®	Smart I-V Curve Diagnosis is TUV Verified



String I-V Curve Comparison

