

Default Password of Huawei Solar Products



Huawei Technologies Co. Ltd.

Version	Created by	Date	Remarks
04	Huawei e84081311	1.03.2019	Initial version created

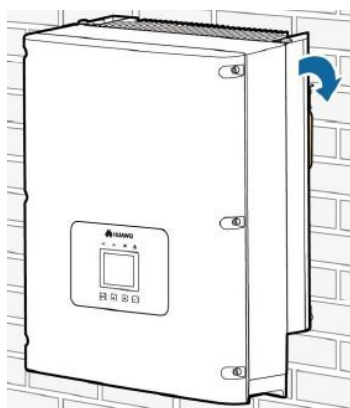
The information in this document may contain predictive statements including, without limitation, statements regarding the future financial and operating results, future product portfolio, new technology, etc. There are a number of factors that could cause actual results and developments to differ materially from those expressed or implied in the predictive statements. Therefore, such information is provided for reference purpose only and constitutes neither an offer nor an acceptance. Huawei may change the information at any time without notice.

When you get in contact with Huawei product there are several default passwords used for access for the HUAWEI SUN2000 products.

1. Access from LCD screen for Inverter 8-28 KTL and Smartlogger1000

Users can interact with the SUN2000 using the LCD screen of the inverter or Smartlogger1000.




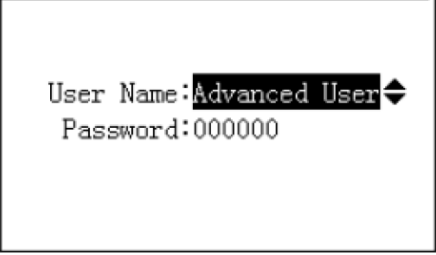



LCD screen for 8-28 KTL



LCD screen for Smartlogger1000

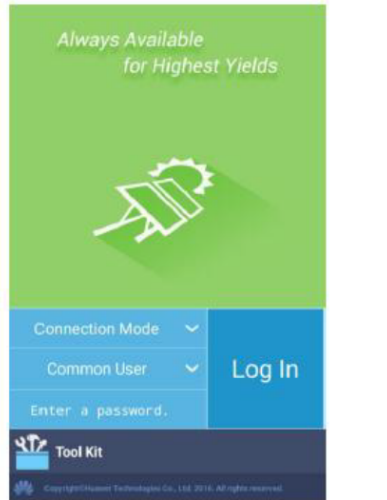


The initial password for **Common User**, **Advanced User**, and **Special User** is *000001*.


	<p>Choose  and press .</p>
<p>Settings->The password.</p> 	<p>Enter the correct user name and password by pressing  or , and press .</p> <p>If you forgot the password, contact Huawei technical support for a dynamic password that is effective only on the current day. Change the password after login.</p> <p>After the authentication is successful, the system keeps the authentication information for 30 seconds. If you exit from the Settings screen and log in again within 30 seconds, no authentication is required.</p>

2. SUN2000 App to access the Inverter SUN2000 model 33-A, 36, 42,50,55,60,100,105 KTL and Smartlogger2000

The SUN2000 APP (APP for short) is a mobile application that communicates with the Huawei inverter or Smartlogger2000 through Bluetooth or a USB data cable. The APP allows users to easily query alarms, set parameters, and perform routine maintenance tasks.

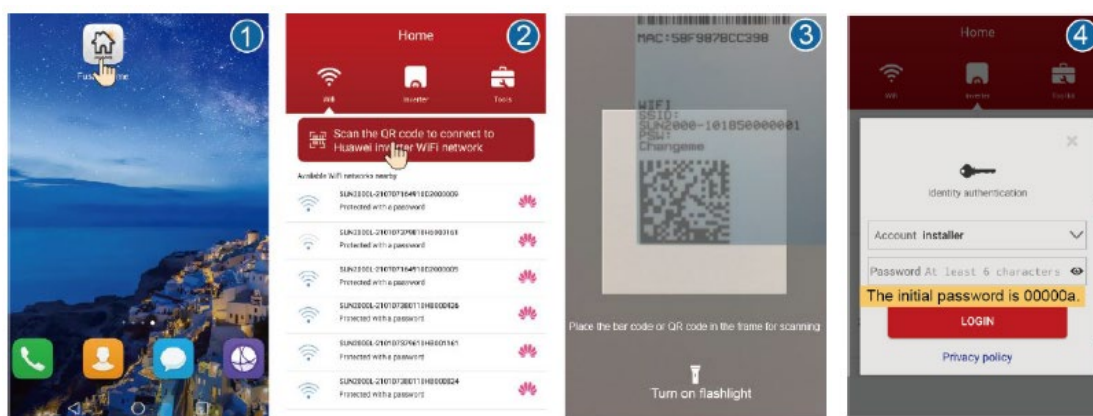
	<p>The initial password for Common User, Advanced User, and Special User is 00000a.</p> <p>During the login, if an incorrect password is entered for five consecutive times (the interval between two consecutive invalid password entries is less than 2 minutes), the account will be locked for 10 minutes. The password consists of six digits.</p> <p>Before connecting please make sure that you have selected the connection mode and it's connected properly:</p> <p>a) Bluetooth connection:</p> <ul style="list-style-type: none"> - The Android system supports the Bluetooth module USB-Adapter2000-B and BF4030. - The iOS system supports the Bluetooth module USB-Adapter2000-B. <p>b) Cable connection:</p> <ul style="list-style-type: none"> - Valid only for Android system If the mobile phone provides a USB Type-C port, prepare a USB Type C to USB 2.0 adapter cable.
---	---

3. Log in to WebUI (Web User Interface) for Smartlogger1000 and Smartlogger2000

	<p>There are three roles of the system user: Common User, Advanced User and Special User.</p> <p>The initial password for Common User, Advanced User and Special User is Changeme.</p> <p>If you enter a wrong password for six times in five minutes, a message "Repeat check fail several times, this account have been locked, please login after an hour!" is displayed.</p>
---	---

4. FusionHome App to access the residential Inverter SUN2000L

The FusionHome APP (APP for short) is a mobile application that communicates with the Huawei Residential inverter SUN2000L WiFi. The APP allows users to easily query alarms, set parameters, and perform routine maintenance tasks.



The default password for the inverter WiFi is **Changeme**.

There are two role of the system user: user and installer. The default password for both users is **00000a**.