



Higher Revenue

Max. efficiency 98.6%



Simple & Easy

17 kg, one person easy installation



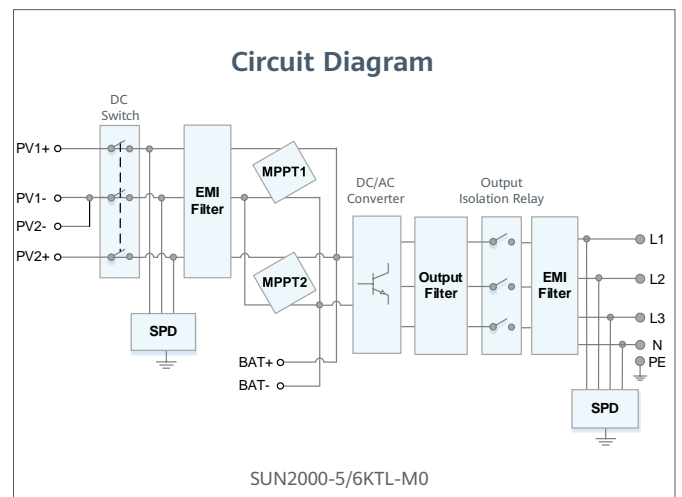
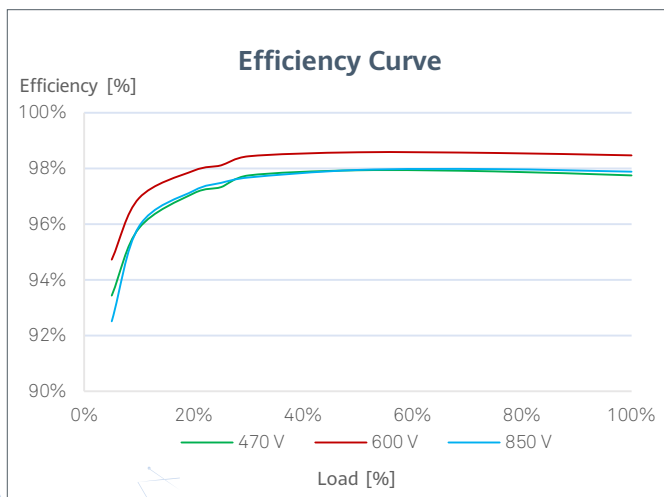
Battery Ready

Plug & Play battery interface



Safe & Reliable

Built-in Arc fault protection



SUN2000-5/6KTL-M0 Technical Specification

Technical Specification	SUN2000-5KTL-M0	SUN2000-6KTL-M0
-------------------------	-----------------	-----------------

Efficiency

Max. efficiency	98.4%	98.6%
European weighted efficiency	97.5%	97.7%

Input

Recommended max. PV power	10,000 Wp	12,000 Wp
Max. input voltage ¹	1,100 V	
Operating voltage range ²	140 V ~ 980 V	
Start-up voltage	200 V	
Full power MPPT voltage range	240 V ~ 850 V	285 V ~ 850 V
Rated input voltage	600 V	
Max. input current per MPPT	11 A	
Max. short-circuit current	15 A	
Number of MPP trackers	2	
Max. number of inputs	2	

Output

Grid connection	Three-phase	
Rated output power	5,000 W	6,000 W
Max. apparent power	5,500 VA	6,600 VA
Rated output voltage	220 Vac / 380 Vac, 230 Vac / 400 Vac, 3W / N+PE	
Rated AC grid frequency	50 Hz / 60 Hz	
Max. output current	8.5 A	10.1 A
Adjustable power factor	0.8 leading ... 0.8 lagging	
Max. total harmonic distortion	≤ 3 %	

Features & Protections

Input-side disconnection device	Yes
Anti-Islanding protection	Yes
DC reverse polarity protection	Yes
Insulation monitoring	Yes
DC surge protection ³	Yes
AC surge protection ³	Yes
Residual current monitoring	Yes
AC overcurrent protection	Yes
AC short-circuit protection	Yes
AC overvoltage protection	Yes
Arc fault protection	Yes
Ripple receiver control	Yes

General Data

Operating temperature range	-25 ~ + 60 °C (-13 °F ~ 140 °F) (Derating above 45 °C @ Rated output power)
Relative operating humidity	0 %RH ~ 100 %RH
Operating altitude	0 - 4,000 m (13,123 ft.) (Derating above 3000 m)
Cooling	Natural convection
Display	LED Indicators; Integrated WLAN + FusionSolar App
Communication	RS485; WLAN/Ethernet via Smart Dongle-WLAN-FE; 4G / 3G / 2G via Smart Dongle-4G (Optional)
Weight (incl. mounting bracket)	17 kg (37.5 lb)
Dimension (incl. mounting bracket)	525 x 470 x 166 mm (20.7 x 18.5 x 6.5 inch)
Degree of protection	IP65
Nighttime Power Consumption	< 5.5 W

Battery Compatibility

Battery Interface	Integrated ⁴
-------------------	-------------------------

Standard Compliance (more available upon request)

Certificate	EN/IEC 62109-1, EN/IEC 62109-2, IEC 62116
Grid connection standards	AS/NZS 4777:2015

¹ The maximum input voltage is the upper limit of the DC voltage. Any higher input DC voltage would probably damage inverter.

² Any DC input voltage beyond the operating voltage range may result in inverter improper operating.

³ Compatible TYPE II protection class according to EN/IEC 61643-11

⁴ Compatible battery solution will be available in 2020 H2



Active Safety

AI Powered
Active Arcing Protection



Higher Yields

Up to 30% More Energy
with Optimizer



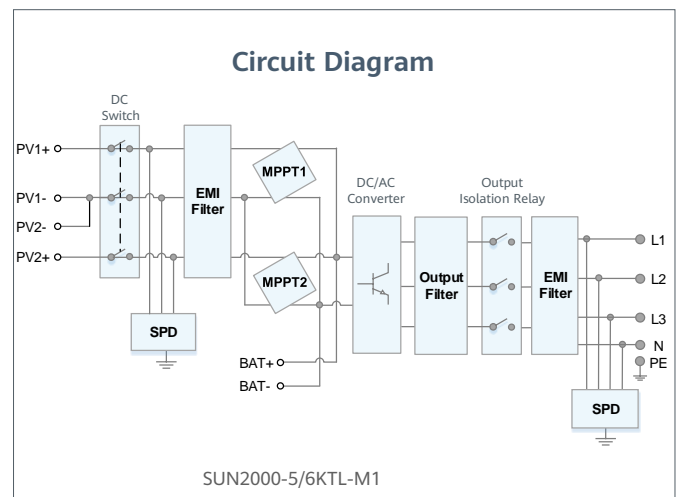
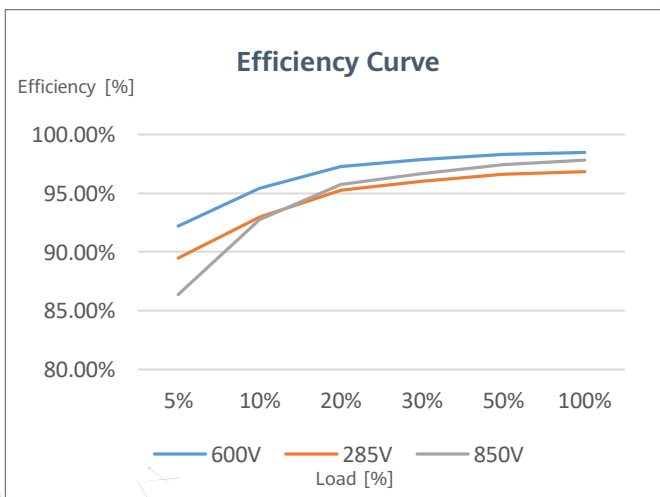
Battery Ready

Plug & Play battery interface ¹



Flexible Communication

WLAN, Fast Ethernet, 4G
Communication Supported



¹. Will be compatible with HUAWEI smart string ESS in Q1, 2021

Technical Specification

Technical Specification	SUN2000-5KTL-M1	SUN2000-6KTL-M1
Efficiency		
Max. efficiency	98.4%	98.6%
European weighted efficiency	97.5%	97.7%
Input (PV)		
Recommended max. PV power ¹	7,500 Wp	9,000 Wp
Max. input voltage ²		1,100 V
Operating voltage range ³		140 V ~ 980 V
Start-up voltage		200 V
Rated input voltage		600 V
Max. input current per MPPT		11 A
Max. short-circuit current		15 A
Number of MPP trackers		2
Max. number of inputs		2
Input (DC Battery)		
Compatible Battery	HUAWEI Smart String ESS 5kWh – 30kWh	
Operating voltage range	600 V ~ 980 V	
Max operating current	16A	
Max charge Power	10,000 W	
Max discharge Power	5,500 W	6,600 W
Output (On Grid)		
Grid connection	Three-phase	
Rated output power	5,000 W	6,000 W
Max. apparent power	5,500 VA	6,600 VA
Rated output voltage	220 Vac / 380 Vac, 230 Vac / 400 Vac, 3W / N+PE	
Rated AC grid frequency	50 Hz / 60 Hz	
Max. output current	8.5 A	10.1 A
Adjustable power factor	0.8 leading ... 0.8 lagging	
Max. total harmonic distortion	≤ 3 %	
Output (Backup Power via Backup Box-B1)		
Maximum apparent power	3,300 VA	
Rated output voltage	220 V / 230 V	
Maximum output current	15 A	
Power factor range	0.8 leading ... 0.8 lagging	
Features & Protections		
Input-side disconnection device	Yes	
Anti-Islanding protection	Yes	
DC reverse polarity protection	Yes	
Insulation monitoring	Yes	
DC surge protection	Yes, compatible with TYPE II protection class according to EN/IEC 61643-11	
AC surge protection	Yes, compatible with TYPE II protection class according to EN/IEC 61643-11	
Residual current monitoring	Yes	
AC overcurrent protection	Yes	
AC short-circuit protection	Yes	
AC overvoltage protection	Yes	
Arc fault protection	Yes	
Ripple receiver control	Yes	
Integrated PID recovery ⁴	Yes	
Battery reverse charging from grid	Yes	
Nighttime Power Consumption	< 5.5W ⁵	
General Data		
Operating temperature range	-25 ~ + 60 °C (-13 °F ~ 140 °F)	
Relative operating humidity	0 %RH ~ 100 %RH	
Operating altitude	0 ~ 4,000 m (13,123 ft.) (Derating above 2000 m)	
Cooling	Natural convection	
Display	LED Indicators; Integrated WLAN + FusionSolar App	
Communication	RS485; WLAN/Ethernet via Smart Dongle-WLAN-FE; 4G / 3G / 2G via Smart Dongle-4G (Optional)	
Weight (incl. mounting bracket)	17 kg (37.5 lb)	
Dimension (incl. mounting bracket)	525 x 470 x 146.5 mm (20.7 x 18.5 x 5.8 inch)	
Degree of protection	IP65	
Optimizer Compatibility		
DC MBUS compatible optimizer	SUN2000-450W-P	
Standard Compliance (more available upon request)		
Certificate	EN/IEC 62109-1, EN/IEC 62109-2, IEC 62116	
Grid connection standards	AS/NZS4777:2015	

*1 Inverter max input PV power is 20,000 Wp when long strings are designed and fully connected with SUN2000-450W-P power optimizers.

*2 The maximum input voltage is the upper limit of the DC voltage. Any higher input DC voltage would probably damage inverter.

*3 Any DC input voltage beyond the operating voltage range may result in inverter improper operating.

*4 SUN2000-5/6KTL-M1 raises potential between PV- and ground to above zero through integrated PID recovery function to recover module degradation from PID. Supported module types include: P-type (mono, poly).

*5 <10 W when PID recovery function is activated